


Year 4

Work Package 1

Term 2, 2020 - Weeks 1-3



Merriwa Primary School



Merriwa Primary School

Daily Learning Routine YEAR 4 WEEK 3



	Monday	Tuesday	Wednesday	Thursday	Friday
Brain Break - eg. Breathing exercise, stretches, core practice. Physical activity and begin the day with Lexile reading Search: Scholastic Learning Zone: Code 7C2F Login in: e.g. tom.smith password: hello1 Library : online books and quizzes					
9.00 - 9.30	SPELLING: Read your Week 3 word list and complete one activity				
9.30 - 10.00	READING: Complete an activity from the Reading package section				
Snack and Brain Break - eg. Breathing exercise, yoga moves, outdoor stretches, core practice, dance					
10.30 - 11.00	WRITING: Complete one writing activity each day	Your package includes an exercise book where you can keep a diary each day			
11.00 - 11.30	MATHS: 1 page from booklet and 1 page from the times table book each day	Maths:	Maths	Maths	Maths
Lunch and Brain Break - eg. Breathing exercise, yoga moves, outdoor stretches, core practice, dance					
12.00 - 12.30	Select from other subject areas : Science, HASS, Health, Music , Italian				
12.30 - 1.00	Select 1 VISUAL ARTS activity	End the school day with something fun from Mrs Waterhouse's	List of fun things to do		

SPELLING LIST ③

Complete one activity each day



Word List

Write each word in a sentence

Write the words in alphabetical order

1 rest

2 test

3 cost

4 smash

5 crush

6 brush

7 sweep

8 keep

9 dress

10 cross

1

2

3

4

5

6

7

8

9

10

RAINBOW WRITING: Write your words on this graffiti wall and trace them with 3 different colour-



Spelling



Name:

Class:

Name: _____ Date: _____



WORD FIND

O	J	Y	E	M	L	D	E	A	R	S	F
Y	J	H	U	I	I	R	I	L	C	V	A
X	G	E	H	N	N	I	G	I	M	B	S
Z	U	G	I	E	E	N	L	G	O	U	T
P	E	E	P	S	D	K	O	H	P	M	S
E	S	M	E	T	R	E	O	T	E	P	L
E	T	Z	T	M	E	E	T	S	S	S	F
W	T	D	R	E	S	S	W	A	I	L	O

Find the following words in the puzzle.


Words are hidden → and ↓.

BUMPS
DEARS
DRESS
DRINK
FASTS
GUEST

IGLOO
LIGHT
LINED
MEETS
METRE
MINES

MOPES
PEEPS
WAIL

Reading




Name _____

Class _____

Articles - A, An or The?





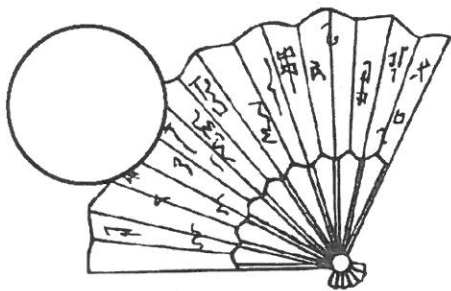
Circle the correct article (a/an/the) in each sentence:

1. John wanted to read a/an comic book.
2. The class went on a/an excursion.
3. He likes to read an/ the short stories.
4. Lisa put a/an apple in her lunch box.
5. The cat caught a/an mouse.
6. I saw a/an monkey at the zoo.
7. I quickly ate the/an cookies.
8. A/an oval is shaped like a/an egg.




Teach **THIS**

Write the correct article (a/an/the) beside each noun:



Articles Practice

Teach **THIS**



Complete the questions with a, an, or the correctly.
Ask your teacher if you can not answer the questions:

1. Which country
has _____ largest
area of land?

2. How many toes
does _____ dog
have?

3. What would
_____ American call
a baby's nappy?

4. Which side of
_____ ship is
starboard?

5. Where would
you find _____
Dead Sea?

6. Name _____
seventh planet
from _____ Sun.

7. How many key
are there on a
standard piano?

8. Which number
should you call for
_____ ambulance?

9. Where would
you find _____
igloo?

10. What is _____
largest mammal in
the world?

11. What does
_____ architect do
for work?

12. What do you
call _____ baby
goat?

fast	before	me	Swap places with another player.	once	there	either	as	see	but
1 3					1 3				
they	shine	green	and	play	with	can			
	1 3			apple	or				
for				so					
over				Swap spaces with another player.	late	her	mine	these	
until	we								

Conjunction Castle

- A Game Of Identifying Conjunctions -

1. Roll a die.
2. Count forward that number of spaces.
3. Read the word in that space. Is it a conjunction?
If correct, move your counter to that space.
If not, stay on your space.

START

FINISH

Teach Tills

GLUE YOUR TACO HERE.

Teach **THIS**

TACO' BOUT

Picture:

Favourite book:

Favourite singer:

Best TV show:

My birthday:

Favourite thing to do:

The best thing about school is:

My wish for this year:

GLUE YOUR TACO HERE.

Teach **THIS**

TACO' BOUT

Picture:

Favourite book:

Favourite singer:





Best TV show:

My birthday:

Favourite thing to do:

The best thing about school is:

My wish for this year:



Fairy Tale Times

Farmer Fred Grows An Enormous Turnip!

There was a surprise last night at the Fairy Tale town vegetable show. Farmer Fred had brought his enormous turnip to show the judges and it was the size of a car!

The farmer had planted his turnip in March. He worked hard to feed and water it every day. He was shocked by how big it grew.

The farmer needed the help of his wife and his grandchildren and even some of the farm animals to pull up the turnip. Then they had to move it to the show. Fred used his tractor to pull the turnip.



1. Can you find another word in the text that means 'enormous'?



2. Where does the vegetable show take place?

3. Who is the first character that we meet in the text?

☐

the farm animals

☐

the farmer's wife

☐

Farmer Fred

☐

the farmer's grandchildren



4. Which fairy tale do you think this newspaper report is about?

☐

The Gingerbread Man

☐

The Enormous Turnip

☐

Goldilocks and the Three Bears

☐

The Princess and the Pea

The Farmer and his Sons

One day, there was an old farmer who had worked hard all his life. He was very ill. He had three sons. He wanted them to be good farmers. He said to them, "There is a treasure in my land. Promise me that you will look for it." Sadly, the father died. The sons looked for the treasure. They dug and dug the soil. "What will we find?" they said to each other. Soon, they had dug up all of the land. They had not found any treasure. They were upset. "All that hard work for nothing!" they said.



1. **Find** and **copy** the word that the author used to describe how the sons were feeling when they did not find the treasure.



2. How many sons did the farmer have?
Tick one answer.

☐

two

☐


three

☐

four



3. Why do you think the sons 'dug and dug' in the soil?



4. Number the steps below from 1 to 4 to show the order they happen in the explanation.

☐

The sons dug and dug.

☐

The farmer sadly died.

☐

The sons couldn't find the treasure.

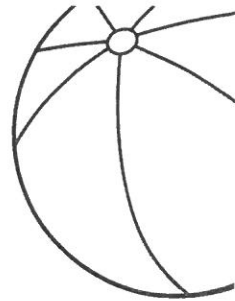
☐

The farmer told his sons to look for some treasure.



FAMILY DAY

- at the Beach -




On Sunday, Mum, Dad, Tamieka, Todd and I went to Golden Beach for Grandpa's birthday. Grandpa used to be a Surf Life Saver and always loves visiting the beach.

After we picked up Grandpa at nine o'clock, we started the long drive to the beach. We drove past lots of tall buildings and went over a long bridge over a river. Finally, we arrived.

Aunty Carmel, Uncle John and our cousins, Susie and Andrew, were waiting for us. We had fun playing beach cricket and volleyball, then we went for a swim in the water. After our swim, we enjoyed some salad sandwiches, lemon ice blocks and some yummy chocolate birthday cake. Grandpa was exhausted and needed a nap after lunch. He napped on his beach towel under our big blue and green sun shade. We kept playing beach cricket.

At 2 o'clock, we packed up the car and headed home. We all had a great time, especially Grandpa, who said that he had never napped at the beach before.



Name: _____

Date: _____

Comprehension Questions

1) Who is this recount about?

2) Where did they go and why?

3) When did they go?

4) What did the family have fun doing?

5) Put these events in the correct order.

- ☐ They packed the car and headed home.
- ☐ They picked up Grandpa at nine o'clock.
- ☐ Grandpa napped under the shade on the beach.
- ☐ They played beach cricket and volleyball.
- ☐ They ate lunch and had some chocolate cake.
- ☐ They drove for a long way.


Name: _____

Date: _____

Comprehension Questions

6) Write about a family picnic you have had.

Draw a picture of your picnic in the box below.



Goldilocks and the Three Bears

Once upon a time there lived three bears and a little girl called Goldilocks. On a walk one day, Goldilocks found a house. She knocked, and when nobody answered, she went inside. She found three bowls of porridge. She tasted the large bowl of porridge. "This porridge is too salty!" she said. Then, she tasted the medium bowl of porridge. "This porridge is too sweet!" she said. Next, she tasted the small bowl of porridge. "This is porridge is just right," she said and ate it all up.

Goldilocks saw three chairs. She sat in the large chair. "This chair is too big!" she said. Then, she sat in the medium chair. "This chair is too big, too!" she said. Next, she sat in the small chair. "This chair is just right," she sighed, but it broke into pieces!

Goldilocks was very tired, so she went upstairs to the bedroom. She lay down on the large bed. "This bed is too hard!" she said. Then, she lay on the medium bed. "This bed is too soft!" she said. So she lay down on the small bed. "This bed is just right," she said, and Goldilocks fell asleep.

The Three Bears came home. "Someone's been eating my porridge," growled Daddy Bear.

"Someone's been eating my porridge," said Mummy Bear.

"Someone's been eating my porridge and it's all gone!" cried Baby Bear.

"Someone's been sitting in my chair!" growled Daddy Bear.

"Someone's been sitting in my chair!" said Mummy Bear.

"Someone's been sitting in my chair and it's broken!" cried Baby Bear.

When they went upstairs, Daddy Bear growled, "Someone's been sleeping in my bed."

"Someone's been sleeping in my bed too," said Mummy Bear.

"Someone's been sleeping in my bed, and she's still there!" cried Baby Bear.

Goldilocks woke up and saw The Three Bears. "Help!" she screamed. Goldilocks ran out of the house, and she never went back into the woods again.



Questions about Goldilocks and the Three Bears

Answer the questions below in full sentences.

1. What did Goldilocks find during her walk?

2. What did Goldilocks say about the large bowl of porridge?

3. What did Goldilocks say about Baby Bear's porridge?

4. What did Goldilocks say about Daddy Bear's and Mummy Bear's chairs?

5. Where did Goldilocks go after she broke Baby Bear's chair?

6. What did Goldilocks say about Mummy Bear's bed?

7. Do you think Goldilocks found Baby Bear's bed comfy? Why?

8. What did Baby bear say when he found out someone had broken his chair?

9. Where did The Three Bears find Goldilocks?

Little Red Riding Hood

Once upon a time, there was a girl called Little Red Riding Hood. She lived with her mother in a village near a forest. One day, Little Red Riding Hood wanted to visit her grandmother. Her mother warned her not to talk to any strangers.



On her way, Little Red Riding Hood met a wolf who asked where she was going. "I'm going to visit my grandmother who lives in the forest," said Little Red Riding Hood. The wolf ran to her grandmother's house and locked Granny in the wardrobe! He put on her nightgown and got into her bed.



When Little Red Riding Hood came to the house she said, "Oh Granny, what big ears you have."

"All the better to hear you with," answered the wolf.


"Oh Granny, what big eyes you have," said Little Red Riding Hood.

"All the better to see you with," replied the wolf.

"Oh Granny, what big teeth you have," gasped Little Red Riding Hood.

"All the better to eat you with!" replied the wolf.

Little Red Riding Hood saw it was a wolf and shouted, "Help!"



A nearby woodcutter heard Little Red Riding Hood's scream and ran to the house. The woodcutter hit the wolf and let Granny out of the wardrobe. The wolf ran away and they never saw him again.



Questions about Little Red Riding Hood

Answer the questions below in full sentences.

1. Who else was in the story with Little Red Riding Hood?

2. Where was Little Red Riding Hood going?

3. What did the wolf ask Little Red Riding Hood?

4. What did the wolf do with Granny?

5. What did the wolf do to make himself look like Granny?

6. How did Granny look different when Little Red Riding Hood got there?

7. What did Little Red Riding Hood shout when she saw it was the wolf in bed?

8. Who saved Little Red Riding Hood and let Granny out of the wardrobe?

9. What do you think Little Red Riding Hood should not have done at the beginning?

Writing



Name _____

Class _____

Story Settings Description



Key Words

spooky haunted gloomy

scary frightening

terrifying dark cold

dangerous mysterious

eerie lonely creepy foggy

misty

Can you write a paragraph about this setting?


This image shows a single sheet of white paper with horizontal blue or grey ruling lines. The lines are evenly spaced and run across the width of the page. There are approximately 20 lines visible. The paper appears to be a standard notebook page.

Photo 6



I can see...

I can hear...



FANTASTIC BEASTS & OTHER CREATURES!

MONSTERS & MYTHICAL CREATURES

NARRATIVE WRITING PROMPTS

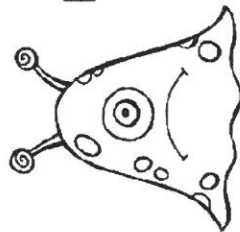
Roll a dice and use the writing prompt to help you write a narrative or descriptive paragraph.



The room was dark, so I couldn't make out the details. But whatever it was, it wasn't human. For one, it had a long glistening tail.




"Just stay quiet. I think it's blind."



But get ready to run..." Tell this story.



Jack is terrified of the monster under his bed, but what he doesn't know is that the monster under his bed protects him from the true monsters – his parents! Tell this story.



She pulled me from the crowd and covered my mouth with her coarse, gnarled claws. "Don't say a word," she growled.



Due to an event called the Great Hunt, mythical creatures have been disappearing. It's time for the hunt again and you're determined to save the last dragon.



A cold gust of air made her skin prickle. Though she warmed again quickly, goose bumps stayed on her skin. She felt the same peculiar feeling she'd had the other night. She wasn't alone.

Lined writing area with 25 horizontal lines.

Name _____

Date _____

Common Nouns and Proper Nouns - Sorting Task



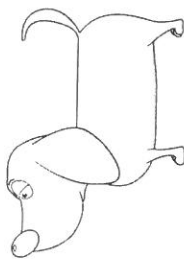



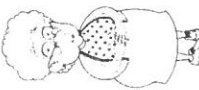









Common Nouns - the names of people, places or things.	Proper Nouns - the names of specific people, places and things.

Name _____

Date _____

Common Nouns and Proper Nouns - Sorting Task

Cut out the pictures and sort them into common nouns and proper nouns. Glue the pictures into the correct column on the table.

 butterfly	 Australia	 dog	 dinosaur
 May	 banana	 Mrs. Thomas	 farmer
 Sarah	 octopus	 Crunch Time	 Professor Moody
 Barbie	 Tyrannosaurus	 milk	 school

÷

Maths

5

6

+

>

x

4

2

9

1

3

÷

9

8

10

—

÷

3.14

+

6

x

Name _____

Class _____

Ordinal Number Word Search

P	E	T	L	I	V	I	M	H	F	W	T	N
T	A	J	S	B	C	L	T	O	T	X	E	Q
T	P	K	E	R	H	F	U	N	L	R	N	J
M	B	L	C	G	I	R	O	A	I	D	T	L
S	A	L	O	F	T	F	V	B	S	N	H	H
R	E	I	N	H	J	A	V	E	H	D	T	B
D	D	V	D	O	C	C	F	A	U	X	O	H
R	D	Q	E	J	N	J	N	D	F	O	Q	X
I	T	Y	V	N	S	I	X	T	H	O	I	T
H	W	B	F	H	T	H	G	I	E	C	G	F
T	B	R	D	V	P	H	J	P	C	F	O	Z
F	H	A	Q	K	L	U	Z	V	B	N	N	G
B	A	L	T	J	G	Z	G	A	I	T	B	Q

5th

8th

1st

* FIRST

* SECOND

* THIRD

* FOURTH

* FIFTH

4th

9th

* SIXTH

* SEVENTH

* EIGHTH

* NINTH

* TENTH

10th

2nd

6th

3rd

7th

PLACE VALUE MATCHING

Match each number on the left with its pair on the right.

84 054

96 003

48 100

66 915

77 030

62 001

10 0001

Sixty-two thousand and one

Forty-eight thousand + 100

$80\ 000 + 4000 + 54$

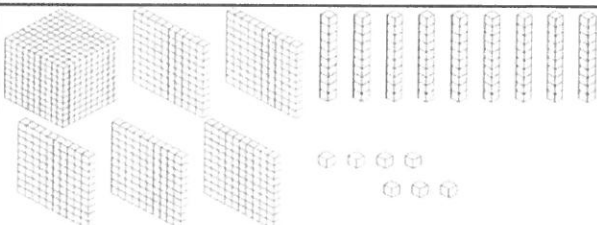
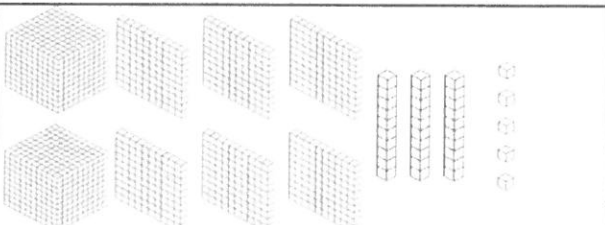
Ninety-six thousand and three

Seventy seven groups of thousands and 3 groups of ten

1 group of ten thousand and 1

Sixty-six thousand, nine hundred and fifteen

Place Value to 4 Digits

Number	Words	Expanded Form	Picture
_____	____ thousands ____ hundreds ____ tens ____ ones	$1000 + 500 + 90 + 7$ $=$ _____	
_____	2 thousands 5 hundreds 7 tens 3 ones	_____ + _____ + _____ + ____ $=$ _____	
1574	____ thousands ____ hundreds ____ tens ____ ones	_____ + _____ + _____ + ____ $=$ _____	
2635	____ thousands ____ hundreds ____ tens ____ ones	_____ + _____ + _____ + ____ $=$ _____	
7354	____ thousands ____ hundreds ____ tens ____ ones	_____ + _____ + _____ + ____ $=$ _____	
_____	____ thousands ____ hundreds ____ tens ____ ones	$2000 + 600 + 40 + 3$ $=$ _____	
_____	5 thousands 5 hundreds 5 tens 5 ones	_____ + _____ + _____ + ____ $=$ _____	



Snakes and Ladders



You will need...

- A dice
- A counter per player

How to play...

1. Players take it in turns to roll the dice. The player with the highest rolled number goes first, the person with the second highest rolled number goes second and so on.
2. The player moves the counter the number of spaces shown on the dice, then partitions the number into hundreds, tens and ones. If they correctly partition the number, e.g. 583, 5 hundreds, 8 tens and 3 ones, they stay on the square. If not, they move back to the previous square that they came from.
3. If a player lands on a snake's head, the player's counter slides down to the square at the bottom of the snake's tail.
4. If a player lands on the bottom of a ladder, the player's counter climbs up to the square at the top of the ladder.
5. The first player to reach 30 is the winner!

Finish 30	487 29	862 28	827 27	384 26
485 21	334 22	885 23	439 24	173 25
287 20	473 19	674 18	428 17	980 16
284 11	193 12	906 13	482 14	862 15
484 10	153 9	598 8	472 7	572 6
Start 1	583 2	392 3	689 4	927 5

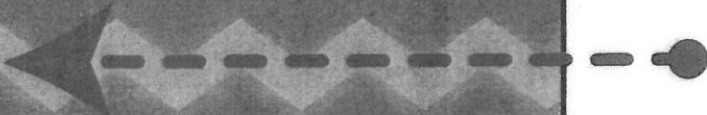
DOUBLE UP

Materials: A dice, counters in two colours.


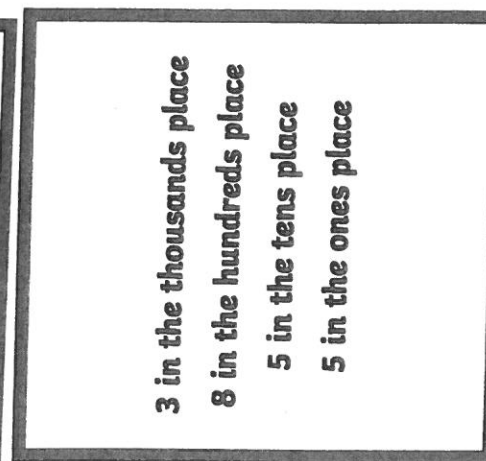
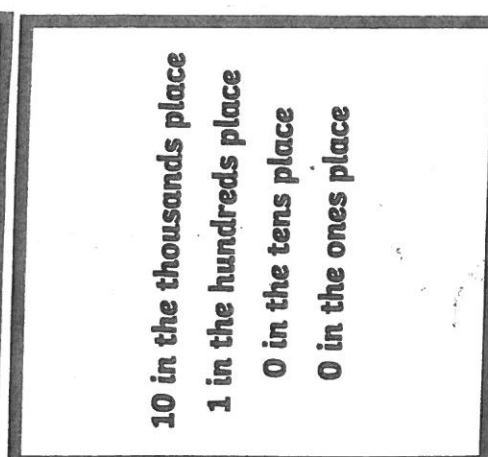
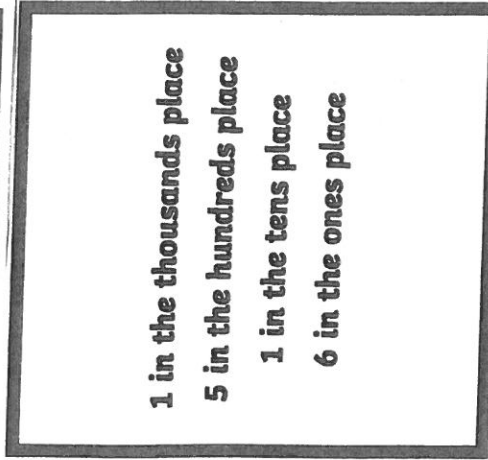

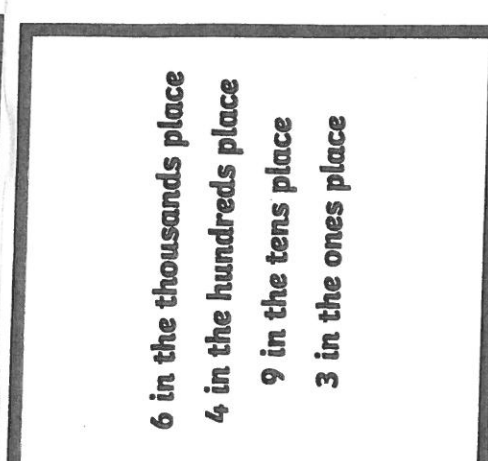

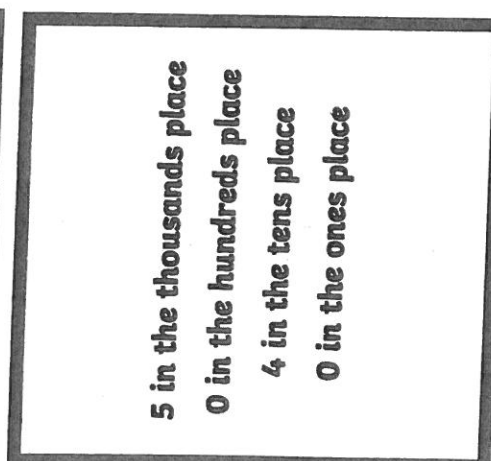
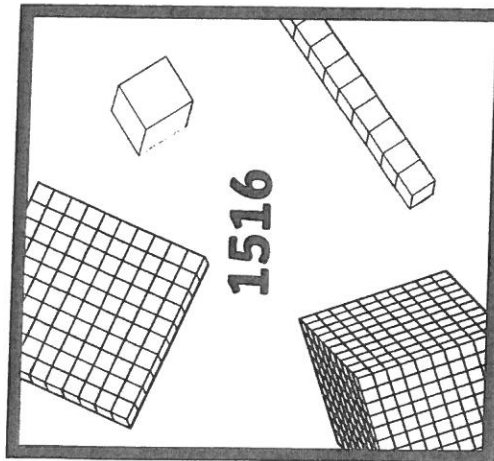
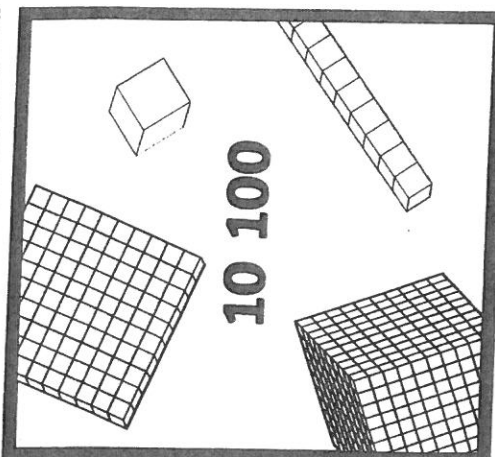
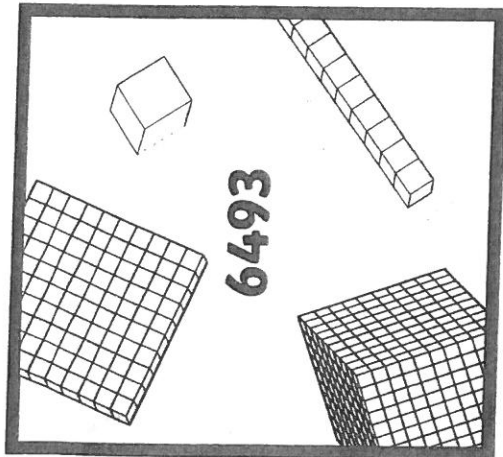
A game for two players.

Aim: To place four counters in a row, column and on and place a counter on that number in the centre square. The first player with four in a row wins.

Rules: Roll the dice and move along the track. Double the number you land on and place a counter on that number in the centre square. The first player with four in a row wins.

1	3	5	7	9	2	4	6	8
8								1
6	2	6	18	14	8	4	3	
4	8	14	12	16	2	10	5	
2	4	16	2	6	10	18	7	
9	10	6	16	12	18	14	9	
7	12	2	16	8	4	18	2	
5	6	14	4	10	12	8	4	
3								6
1	START						8	





Match these!

1 in the thousands place
5 in the hundreds place
1 in the tens place
6 in the ones place

6 in the thousands place
4 in the hundreds place
9 in the tens place
3 in the ones place

5 in the thousands place
0 in the hundreds place
4 in the tens place
0 in the ones place


3 in the thousands place
8 in the hundreds place
5 in the tens place
5 in the ones place

10 in the thousands place
1 in the hundreds place
0 in the tens place
0 in the ones place

DOUBLE DOUBLE UP

Materials: A dice, counters in two colours.
A game for two players.
Aim: To place four counters in a row, column or diagonal.

Rules: Roll the dice and move along the track. Double double the number you land on and place a counter on that number in the centre square. The first player with four in a row wins.

1	3	5	7	9	2	4	6	8
8								1
6	4	24	28	20	12	8	3	
4	16	8	12	36	24	20	5	
2	8	36	20	28	32	4	7	
9	32	24	4	16	28	8	9	
7	12	28	36	20	32	24	2	
5	36	16	12	4	16	32	4	
3								6
1	START						8	



Name _____

Date _____

Number of the Day

Odd or even?

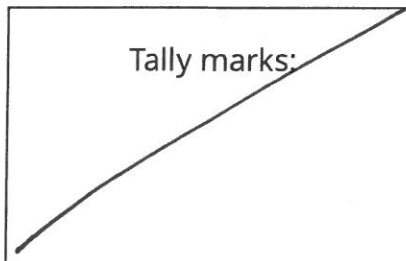
311

Sum of the digits:

Word form:

Make the number using coins and notes:

Tally marks:



10 more: _____

10 less: _____

100 more: _____

100 less: _____

1000 more: _____

1000 less: _____

Write a sum that equals your number:

=

Greater than and less than:

_____ > _____ > _____

Thousands	Hundreds	Tens	Ones





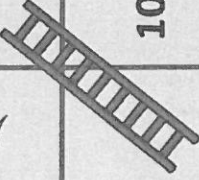
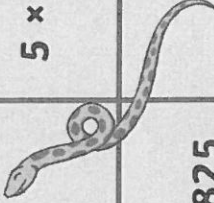



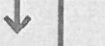

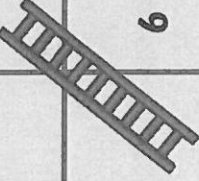

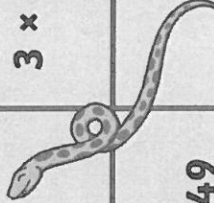



Odd and Even Snakes and Ladders

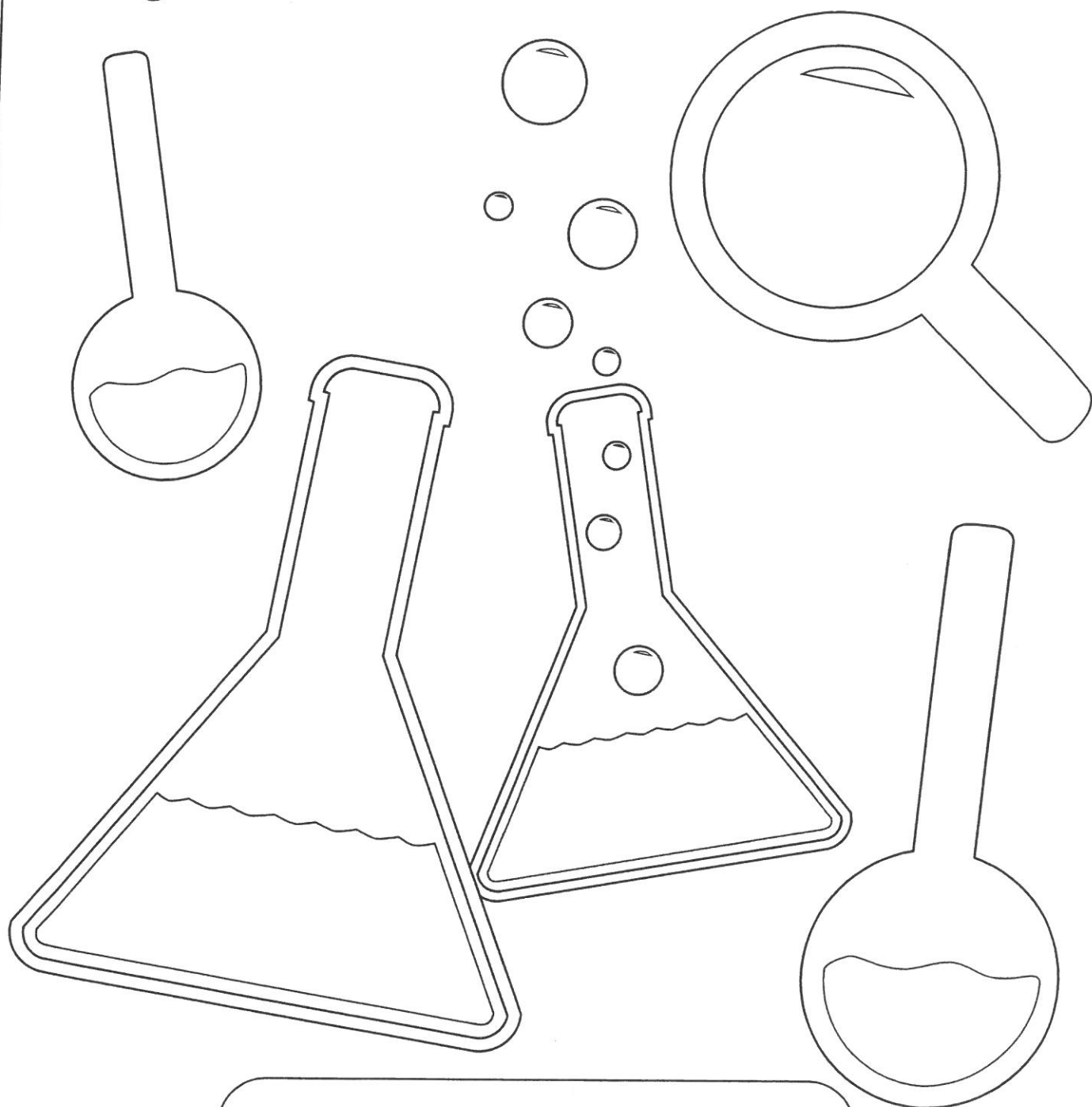


How to Play...

1. You will need dice and counters.
2. Roll the dice and move the correct number of squares.
3. Decide whether the number or the answer to the calculation on the square is odd or even.
4. If you answer incorrectly, go back to the previous square.
5. If you land on a ladder, go up it.
6. If you land on a snake, go down it.
7. The winner is the first person to reach the finish.

Finish	 75 + 100	1000 - 150	677 	3 × 2	3367 - 3	608 
111 	27 - 20	 10 ÷ 2	10 × 7	 8825	5 × 6	200 + 27 
350 - 2	9899				38 + 10	
220 - 3 	7	99 + 2	60 ÷ 5	550		
	3 × 5		20 - 6	230 + 11	3 × 7	6788 
13 + 7 		44	60 ÷ 2	5501 	3 × 4	33 - 3
39	2 × 8 	29 + 3		449		66 
Start		127	7 + 8	1309	15 - 5	16 + 20

Science



Name _____


Class _____

SIMPLE MACHINES

Draw an example in the boxes below.


Lever

A lever is a beam balanced at a fixed point that can help lift heavy weight with less effort.




Wheel and Axle

A wheel and axle is made up of two circles. The force applied to the wheel multiplies when it transfers to the axle.




Pulley

A pulley is made up of a belt or rope wrapped around a wheel. It can be used to lift loads and change direction of a force.




Inclined Plane

An inclined plane is a flat surface that is tilted, with one end higher than the other. It is used to raise and lower heavy loads.




Screw

A screw twists into surfaces easily, but is tough to remove. It is used to amplify (increase) a force or hold two objects together.




Wedge

A wedge is a triangular prism-shaped tool used to separate two objects, split an object or hold an object in place.



Humanities and Social Sciences



Name _____


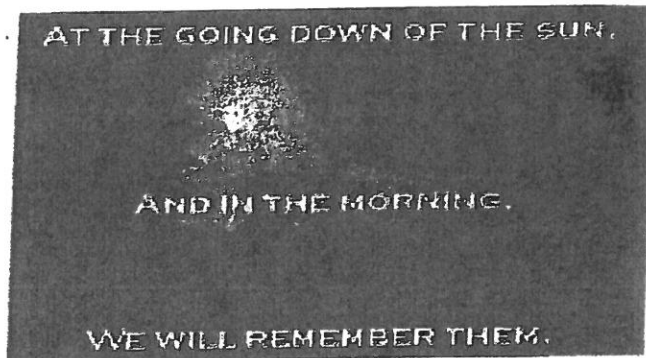
Class _____

Anzac Vocabulary

A

army airforce ammunition Anzac always avoid attack atrocious
(dreadful/shocking) artillery (mounted guns) area appeal angry amaze along
alone adrenaline advance active actually accurate ache aching act abandon
anxious

N near never nearly night nobody none nobody



C

caring courageous carrying conscious consider call consequences canopy
can't carry cartridges (container for bullets) cautious caught cease (stop)
chaos (confusion, disorder) chase check choose clear click close conceal (hide)
conditions confirm confined contact corpse (dead body) countryside cover
craggy (rough/rugged) cravings crutches

Z zigzag zone zero zoom zealous zip

* Use the words to write an ANZAC
acronym poem. Try to write in
sentences if you can.

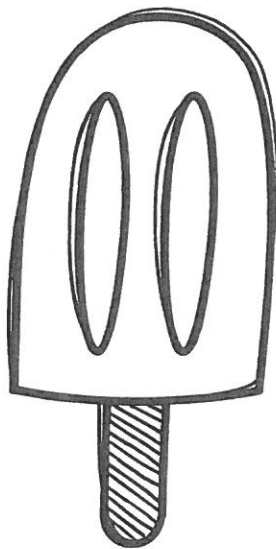
A

N

Z


A

C



name :

class :



Good and Bad Hygiene Habits

Cut and glue the images in the correct section.

Name: _____

Teach **THIS**



Good



Bad



Leaving the
bathroom
without washing
your hands

Washing hands
throughout
the day



Covering
your mouth
when you cough
or sneeze




Brushing
your teeth
each morning
and night



Picking
your nose

Spitting or
spraying
your saliva
onto others

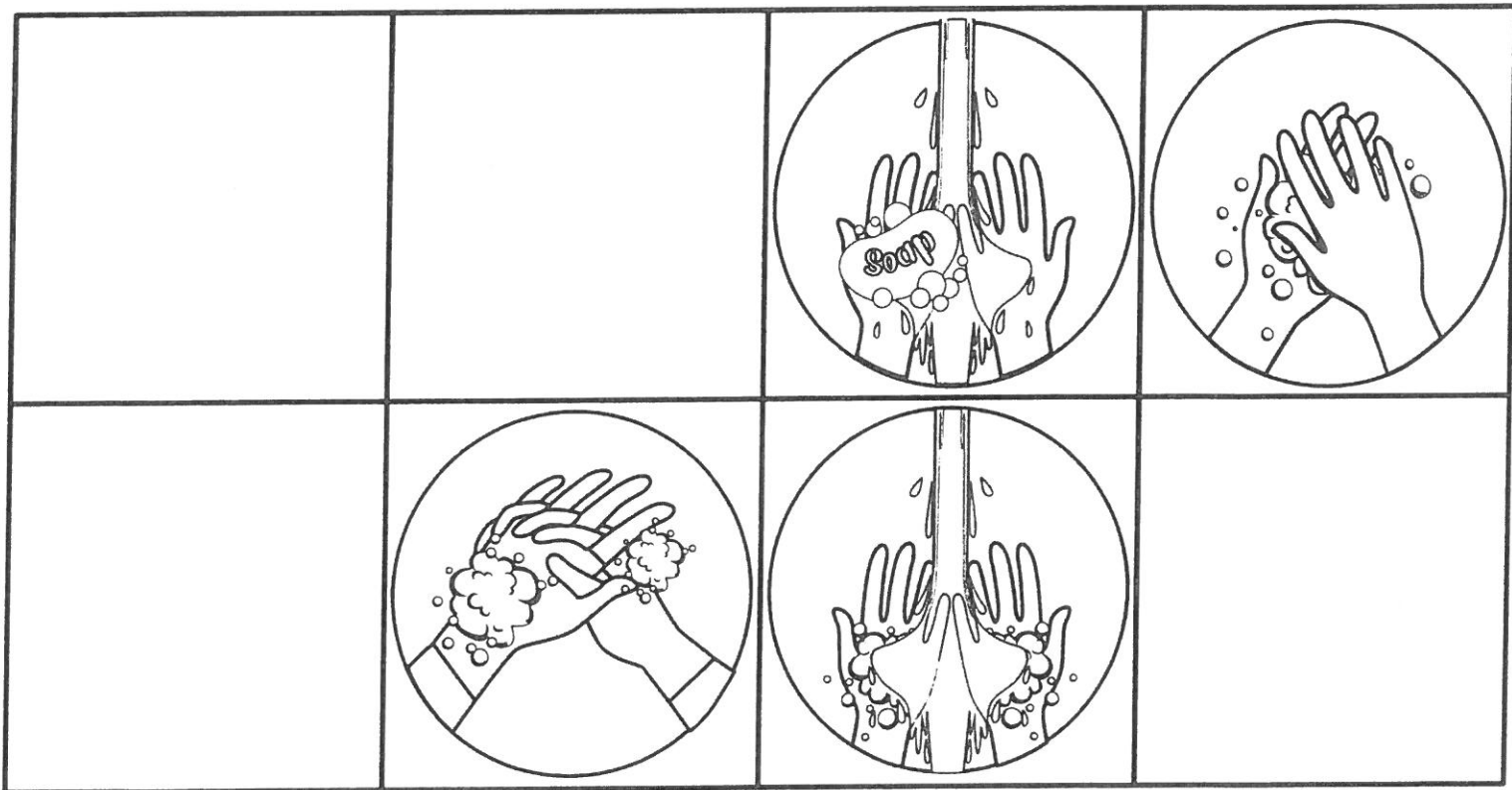





Hand Washing Procedure

Name: _____

Colour, cut and glue the image in the box.



Teach **THIS**



Music



twinkl

visit [twinkl.com.au](https://www.twinkl.com.au)

Musical Instruments

s m a r a c a s f x y c
m n g u i t a r y n j a
u i p n u i s r b r y s
r l r e c o r d e r n t
d o r q e l n d e o t a
i i n u o t p e o n r n
v v a u e e l c y a i e
t i t r u m p e t i a t
l q o b h d u g e p n s
t i c l e r e s t u g e
c y m b a l s z g n l d
t a m b o u r i n e e z

drums
cymbals
guitar
triangle

recorder
tambourine
maracas
violin

piano
trumpet
castanets
viola

Italian



www.twinkl.co.uk

Italian Work Package-

Week three

This package includes:

- Italian vocabulary list – to practice your Italian (focus on the days of the week and months of the year)
- Recipe – Ham and pineapple pizza muffins - make the pizza with adult supervision



Italiano



I Numeri

Uno - one	Undici - eleven
Due - two	Dodici - twelve
Tre - three	Tredici - thirteen
Quattro - four	Quattordici - fourteen
Cinque - Five	Quindici - fifteen
Sei - Six	Sedici - sixteen
Sette - seven	Diciassette - seventeen
Otto - eight	Diciotto - eighteen
Nove - nine	Diciannove - nineteen
Dieci - ten	Venti - twenty

10 - 100

dieci - ten
venti - twenty
trenta - thirty
quaranta - forty
cinquanta - fifty
sessanta - sixty
settanta - seventy
ottanta - eighty
novanta - ninety
cento - one hundred

I Giorni della Settimana

lunedì - Monday
martedì - Tuesday
mercoledì - Wednesday
giovedì - Thursday
venerdì - Friday
sabato - Saturday
domenica - Sunday

I COLORI

bianco - white
giallo - yellow
verde - green
arancione - orange
rosso - red
marrone - brown
grigio - grey
nero - black
azzurro - blue
rosa - pink
viola - purple

I Mesi Dell'Anno

Gennaio - January
Febbraio - February
Marzo - March
Aprile - April
Maggio - May
Giugno - June
Luglio - July
Agosto - August
Settembre - September
Ottobre - October
Novembre - November
Dicembre - December

Come ti chiami? - What is your name?
Io mi chiamo - My name is

Quanti anni Hai? How old are you?
Ho anni. I am years old.

Come Stai?

Benissimo - Fantastic
Molto bene - Very well
Bene - well
Così-così - o.k/ so-so
Male - not well

Buongiorno -
goodmorning

Buonasera - good
evening

Buonanotte - good night

Ciao - hello/goodbye

Grazie - Thank-you
Prego - You're welcome
Mi scusi - Excuse me



Ham and Pineapple Pizza Muffins

- Prep 0:10
- Cook 0:10

Ingredients

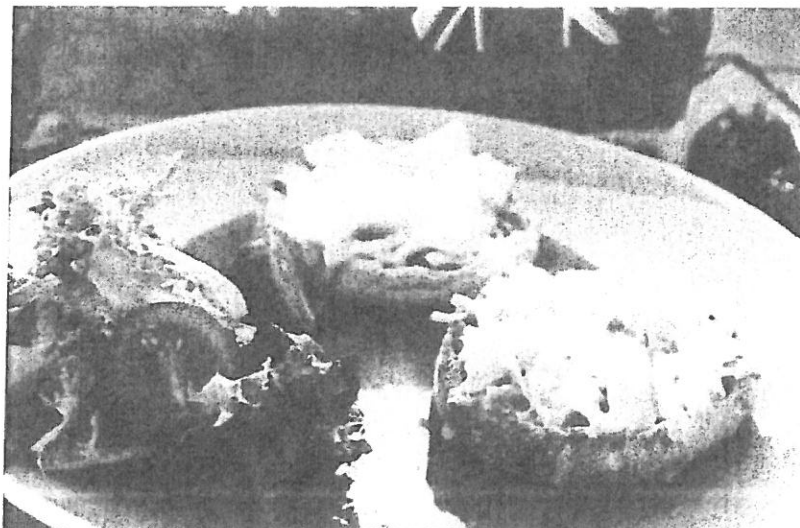
- 3 English muffins (split)
- 6 tbsp. pizza sauce
- 4 slices ham (diced)
- 1 tin crushed pineapple (well drained)
- 3 cups pizza cheese
- Any topping you choose

Method

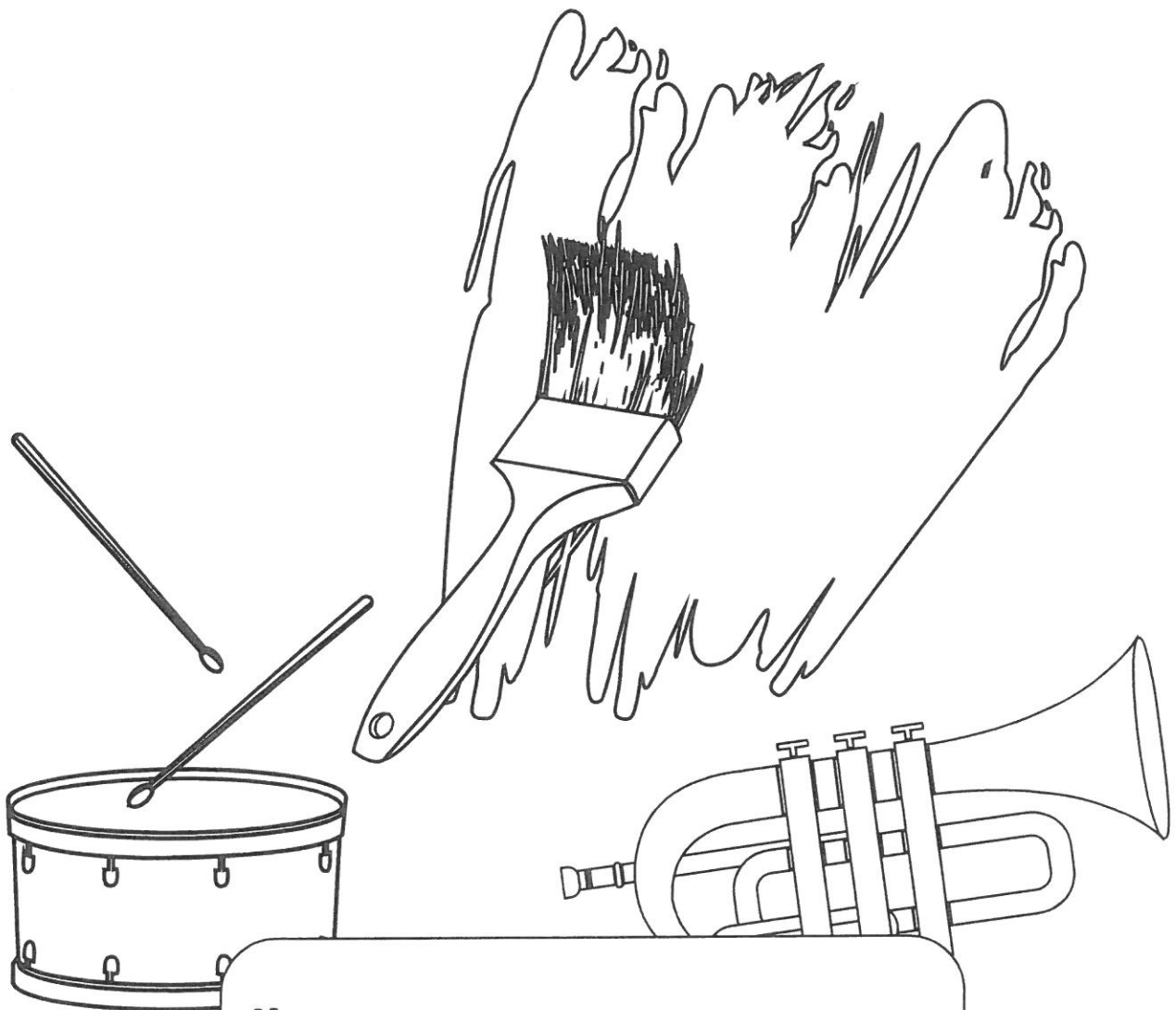
1. Toast the muffins in the toaster and spread 1 tablespoon of pizza sauce on each.
2. Scatter ham and pineapple (or topping of choice) on the pizza sauce.
3. Top with pizza cheese.
4. Place under the grill until the cheese is melted and serve.

Notes

- You can do these in the oven for 10 minutes at 160C fan-forced to melt the cheese.



Visual Arts



Name _____

Class _____

Art Project links to see coloured pictures.

<https://artprojectsforkids.org/wp-content/uploads/2020/03/Draw-a-Britto-Cat-.pdf>

<https://artprojectsforkids.org/wp-content/uploads/2018/01/Draw-a-Peacock.pdf>

<https://artprojectsforkids.org/wp-content/uploads/2020/03/Draw-a-Bunny-Face.pdf>

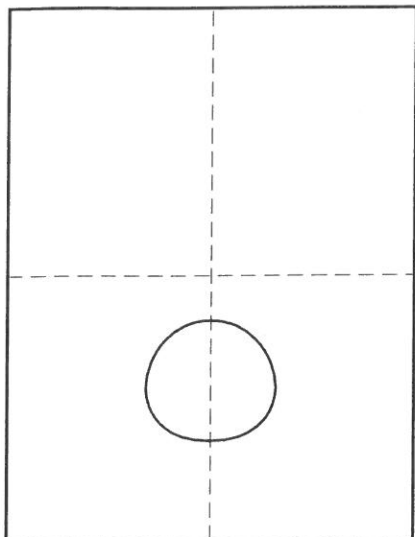
<https://artprojectsforkids.org/wp-content/uploads/2020/03/Easter-Bunny.pdf>

Fantastic site for directed Art activities

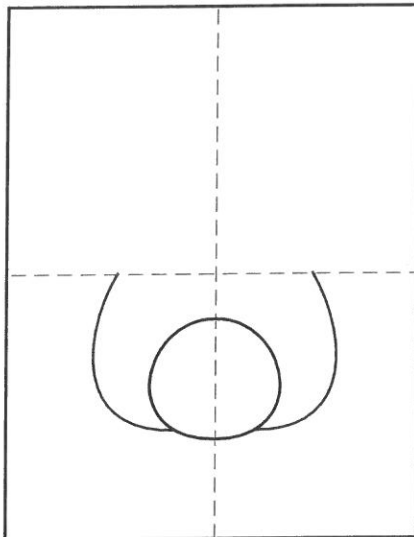
<https://www.artforkidshub.com/>



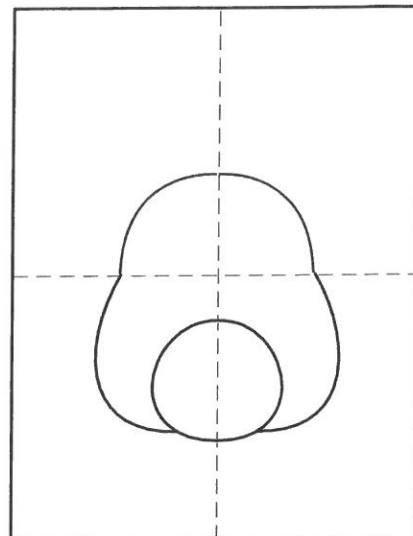
Draw a Bunny Face



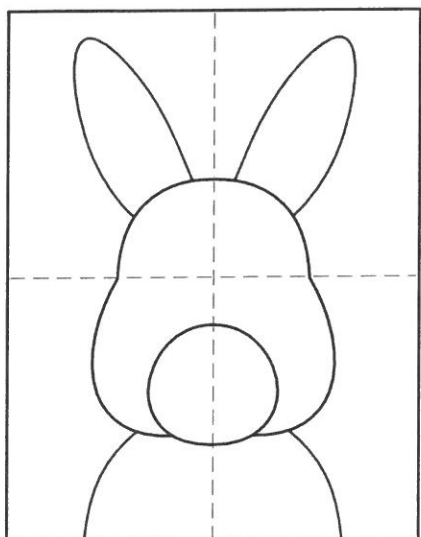
1. Draw a circle.



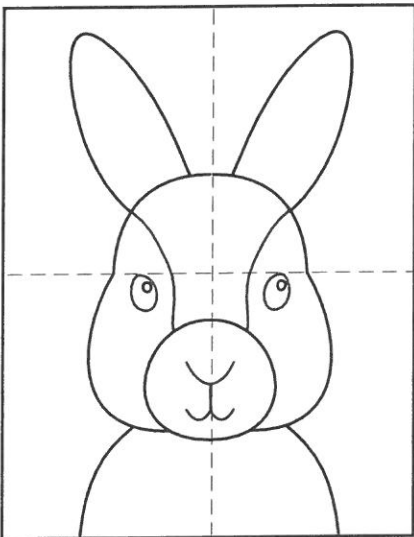
2. Start the cheeks.




3. Draw the top of the head.




4. Add shoulders and ears.




5. Add mouth and eyes.




6. Trace with thick marker. Draw row lines lightly with a pencil.




7. Start fur lines with a thin marker.



8. Continue until all rows are filled. Erase the pencil lines.



9. Cut out the bunny and glue to a sheet of colored paper.



ROLL A MONSTER



POMYSŁ PRZY TABLICY

	1ST ROLL	2ND ROLL	3RD ROLL	4TH ROLL	5TH ROLL
	BODY	ARMS&LEGS	EYES	MOUTH	HAIR