

Year 1

Work Package 1

Term 2, 2020 - Weeks 1-3



Merriwa Primary School




Merriwa Primary School

Daily Learning Routine Week 1

Year 1 and 2

	Monday	Tuesday	Wednesday	Thursday	Friday
<i>Brain Break - eg. Breathing exercise, stretches, core practice</i>					
9.00 - 9.30	Spelling	Spelling	Spelling	Spelling	Spelling
9.30 - 10.00	Reading	Reading	Reading	Reading	Reading
<i>Snack and Brain Break - eg. Breathing exercise, yoga moves, outdoor stretches, core practice, dance</i>					
10.30 - 11.00	Maths	Maths	Maths	Maths	Maths
11.00 - 11.30	Writing	Writing	Writing	Writing	Writing
<i>Lunch and Brain Break - eg. Breathing exercise, yoga moves, outdoor stretches, core practice, dance</i>					
12.00 - 12.30	History	Science	Health	Art	Music
12.30 - 1.00	Phys Ed	Phys Ed	Phys Ed	Phys Ed	Phys Ed

Monday



Jj



Spelling and Handwriting

Practice spelling these sight words. Don't forget to write your words sitting on the line and with finger spaces in between.

the

and

a

to

said

in

he

I

of

it

Did I write on the line?

y ☐

n ☐

Did I leave finger spaces between words?

y ☐

n ☐

Did I write my neatest?

y ☐

n ☐

Name: _____

i

Will the Pig Win?

The pig is big. The pig has a red wig.
The pig can do a jig. The pig can run.
Will the pig win? The pig can skip.
Skip, skip, skip. Yip the pig did win.

The pig is _____.

- small
- big
- tall

The wig is _____.


- red
- blue
- pink

The pig can do a

- wig
- jig
- big

The pig can

- run
- hop
- skip



Circle the short /i/ words.

pig can skip win run will

Numbers 1-100

1	2	3	4	5	6	7	8	9	10
11	12	13	14	15	16	17	18	19	20
21	22	23	24	25	26	27	28	29	30
31	32	33	34	35	36	37	38	39	40
41	42	43	44	45	46	47	48	49	50
51	52	53	54	55	56	57	58	59	60
61	62	63	64	65	66	67	68	69	70
71	72	73	74	75	76	77	78	79	80
81	82	83	84	85	86	87	88	89	90
91	92	93	94	95	96	97	98	99	100

Missing Numbers

Write down each missing number.

1 empty 3 empty 5 empty 7 empty 9 empty

11 12 13 empty 15 16 empty 18 19 20

empty 22 23 empty 24 empty 26 27 empty 30

31 empty 32 33 empty 35 empty 36 37 empty 38 empty 39 empty

41 empty 43 empty 44 empty 45 empty 47 empty 48 empty 49 empty 50

Name : _____

Date : _____

Recount Writing



On the weekend



First



Next

Finally



The best part was


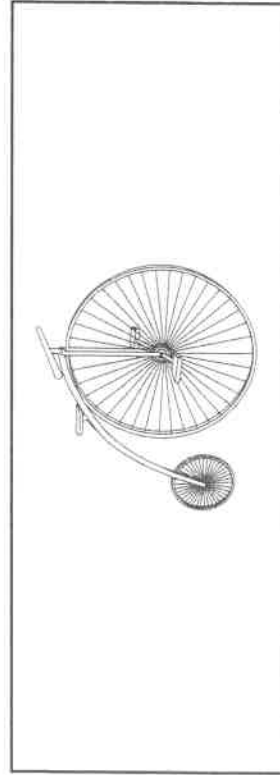
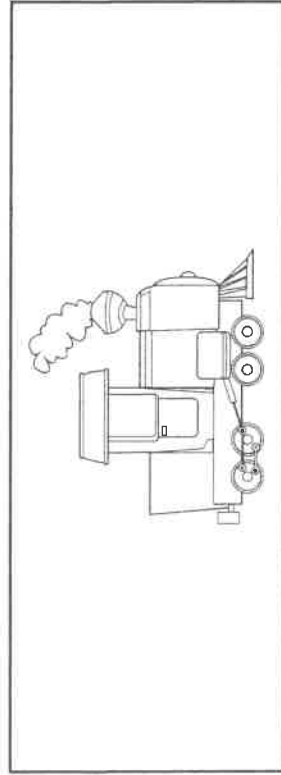


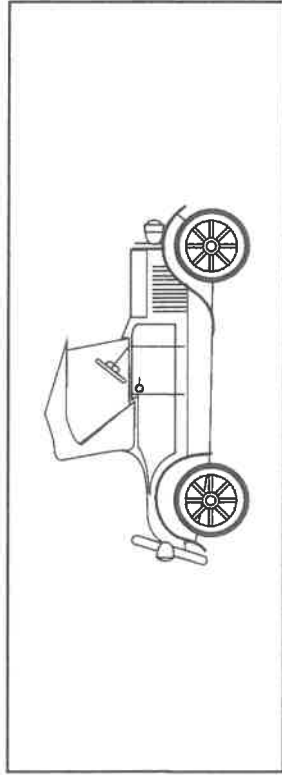
Name _____

Date _____

Transport - Then and Now

Illustrate what each mode of transport from the past looks like now.

Then



Now

Tuesday



Name: _____

Date: _____

sh



fish

fish

fish

dish

dish

rush

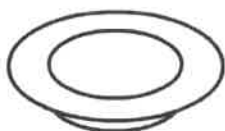
rush

mash

mash



mash




di




ru



fi



wa



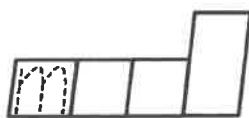
bru



sma



wi



Wash it and brush it.

Wash



High Frequency Words Wordsearch

v	f	s	f	w	b	q	s	m	l	v	a
t	f	g	i	e	c	k	q	w	r	u	n
h	o	o	f	n	y	o	u	d	a	s	d
e	v	w	r	t	h	y	k	k	t	q	c
z	s	a	i	d	e	m	d	p	e	q	a
a	w	h	f	y	r	v	v	j	q	j	m
r	w	a	s	b	i	n	t	b	m	e	l
g	u	o	f	g	s	o	v	l	j	v	l
f	d	q	e	v	m	n	a	e	c	k	r
i	t	m	z	h	t	h	e	y	f	b	t
t	j	n	z	d	b	f	j	t	o	u	a
u	e	w	g	k	z	x	o	v	f	p	z

the
and
was
on
of
it

said
in
to
he
they
you

Name: _____

○

My Dog, Spot.

My dog Spot has my sock. It is very odd.
“Come back here dog, I want my sock.” Oh
no! Now my sock is in the pond. Oh, dear!
Now Spot dragged my sock on top of the
rock. “Please do not drop my sock, Spot. I
want my sock back.”

Spot has a _____.

- pot
- rock
- sock

Where is the sock first?

- It is in the pond.
- It is on a rock.
- It is by the clock.

Is Spot a cat or a dog?

Spot is a _____.

How do you know?

The title says “My Pot”

The title says “My Dog”

The title says “My Cat”



Complete the sentence:

_____ do not drop my _____ , _____.

Name: _____

Number of the Day:

Number Word:

Draw it!

Tens Frame

More and Less

+ 1 =

- 1 =

1 Tom's Broken Leg

my brother tom broke his
leg playing soccer He haz
a red crutch to help hiim
walk.

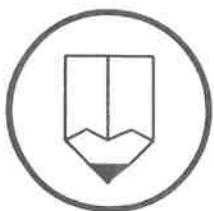


Find 2 spelling mistakes.
Add 2 capital letters and 1 full stop.

 teachstarter

2 Windy Day

it was a really windy day
on Sonday. kate and ben
tok their kite to the park
to fly it



Find 2 spelling mistakes.
Add 3 capital letters and 1 full stop.


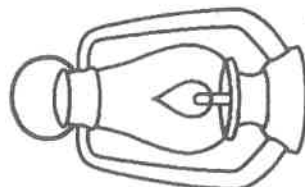
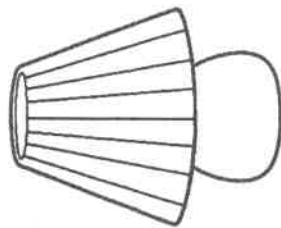
 teachstarter

Name: _____


Light Sources

I can identify sources of light.

Circle the light sources.



Draw your own light source.



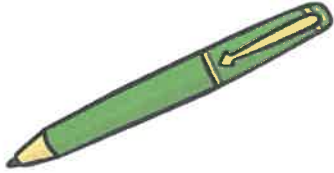
Wednesday



CVC Words

Look

Write







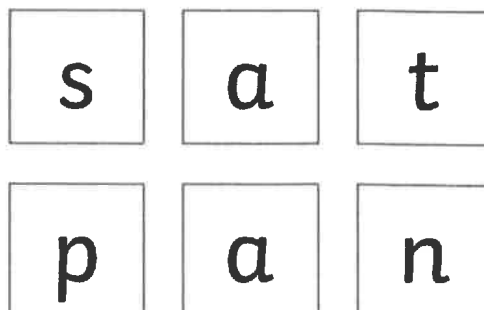

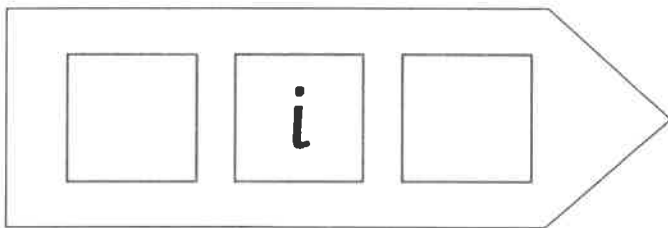
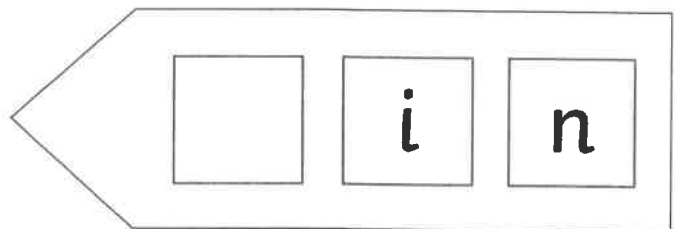
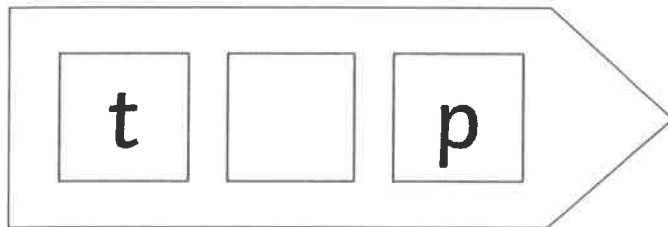






Phase 2 CVC word Building

Cut out the letters from the burglar's bag and put them back where they belong.



5

whale

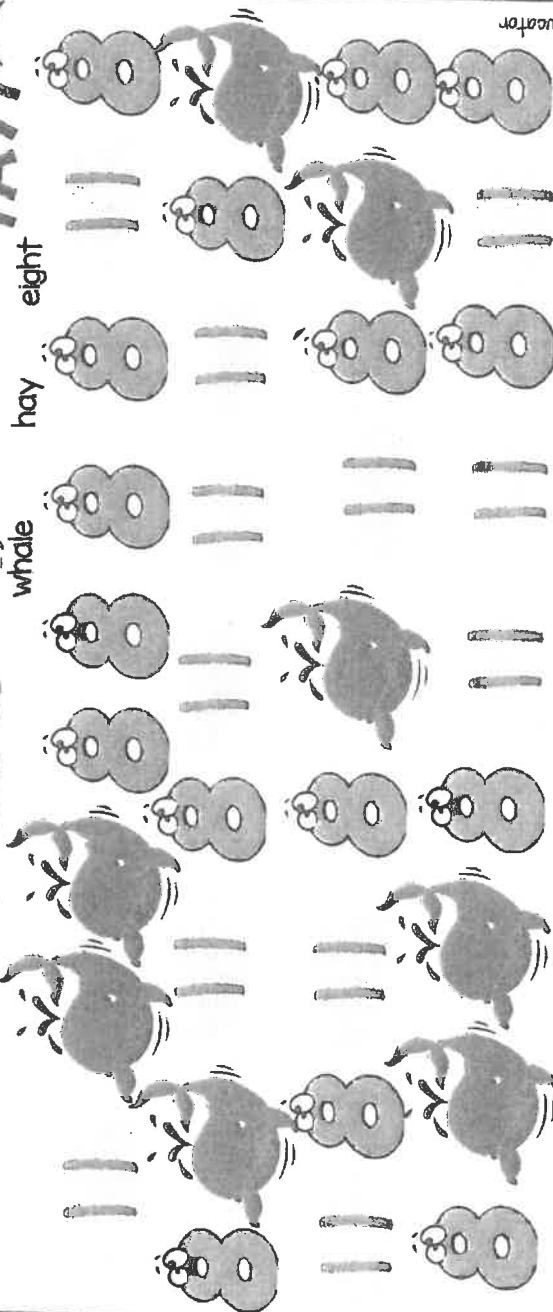
and

typh

typh

1

1



@TheYoungEducator

Record your time: ①



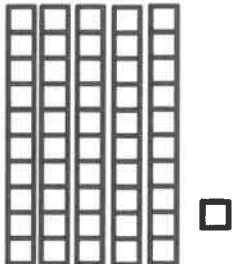

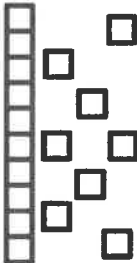

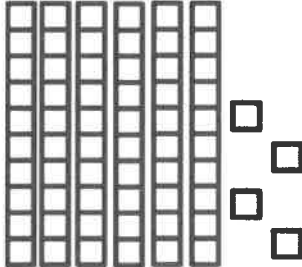
⑤

Place Value




Name: Date:

Write how many groups of tens and ones there are.

	_____ tens _____ ones _____ + _____ = _____
	_____ tens _____ ones _____ + _____ = _____
	_____ tens _____ ones _____ + _____ = _____
	_____ tens _____ ones _____ + _____ = _____
	_____ tens _____ ones _____ + _____ = _____

WRITING PROMPTS

What was your favourite thing to learn this week and Why?	Do you enjoy going to the beach? Why or why not?	What would you like to be when you grow up? Describe what you would do?	The best present I ever got was...	What do you think makes a good friend and why?
What are you grateful for and how does it make you feel?	What is your favourite outdoor activity? Why?	If I had a special power it would be	The king came face to face with the fire breathing dragon...	My favourite memory is...
A time I felt frightened was ...	Invent a monster and describe it. Describe where it lives (habitat) and its look like (features)	Help your family make your lunch. Write the steps to make it.	Write the instructions for how to build a paper aeroplane.	You found a magic bottle in the sand at Quinns Beach and are granted one wish. What is it and why?



Hand Washing Procedure

Name: _____

Colour, cut and glue the image in the box.

Teach **THIS**

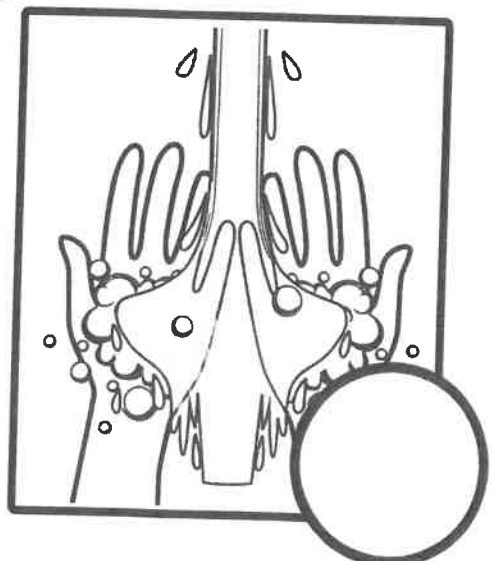

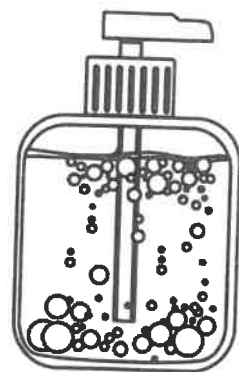

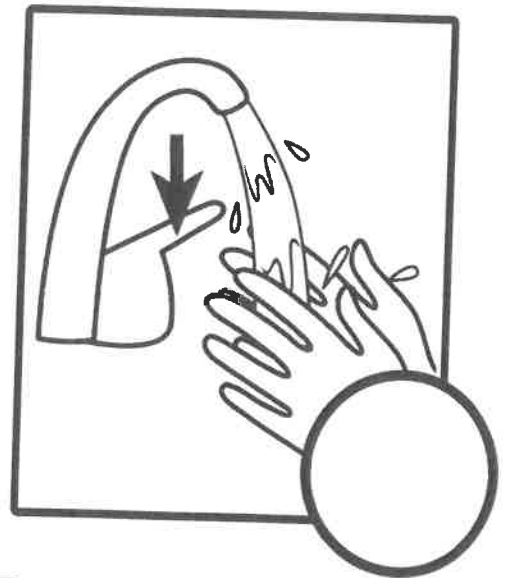

--	--	--	--

How to wash your Hands

Number each picture in the correct order.

Name: _____

Teach **THIS**



Thursday



Spelling and Handwriting

Practice spelling these sight words. Don't forget to write your words sitting on the line and with finger spaces in between.

the

the the the the the

and

a

to

said

in

he

I

of

it

Did I write on the line?

y ☐

n ☐

Did I leave finger spaces between words?

y ☐

n ☐

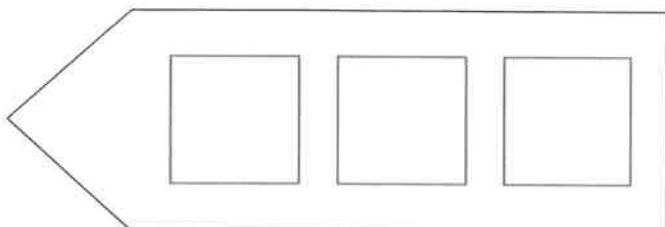
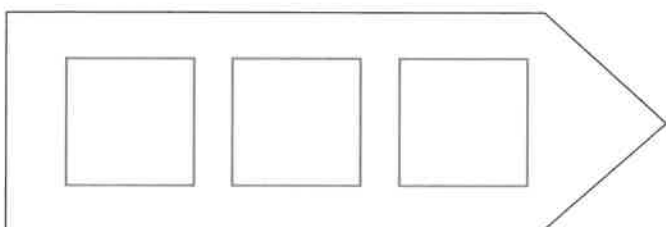
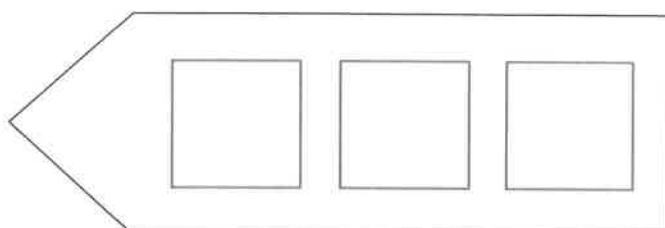

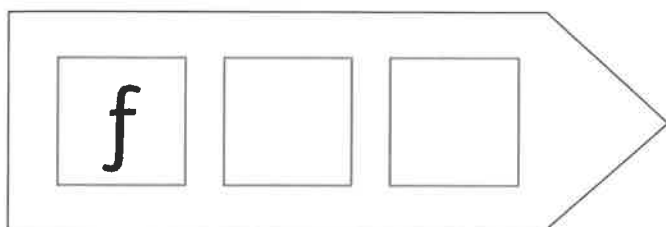
Did I write my neatest?

y ☐

n ☐

Phase 2 CVC word Building

Cut out the letters from the burglar's bag and put them back where they belong.



s	a	t	p	i	h
n	b	d	g	o	b
c	k	e	u	r	f

①①

RETELL

Sam and Bec went outside into the snow. They had a snowball fight and danced in the snow. They made a snowman together next to the house.

Beginning:Middle:End:

@theyoungeducator

①①

RETELL

Harry went to the carnival with his family. He ate fairy floss and watched the clown juggle. He later went on a rollercoaster with his sister. It was so much fun.

Beginning:Middle:End:

@theyoungeducator

①②

RETELL

Zoe went to the circus and watched the clowns do tricks on the stage. The tigers came out and went through the clown's hoops. Then the motorbikes came out and went over special jumps.

Beginning:Middle:End:




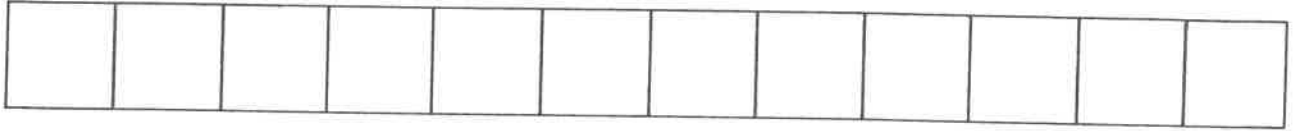
@theyoungeducator

Name _____

Date _____


Length - Informal Units

- ① Use the squares to measure the length of the objects.



Item	Length
pencil	_____ squares
pop stick	_____ squares
spoon	_____ squares

- ② Circle the longest item in green and the shortest item in red.
- ③ Put a 1 in the box next to the object that is the shortest. Then write a 2 beside the next shortest object. Keep going until all the objects are numbered.



Who? _____

Where? _____


What was the problem? _____

How was it solved? _____

End: _____

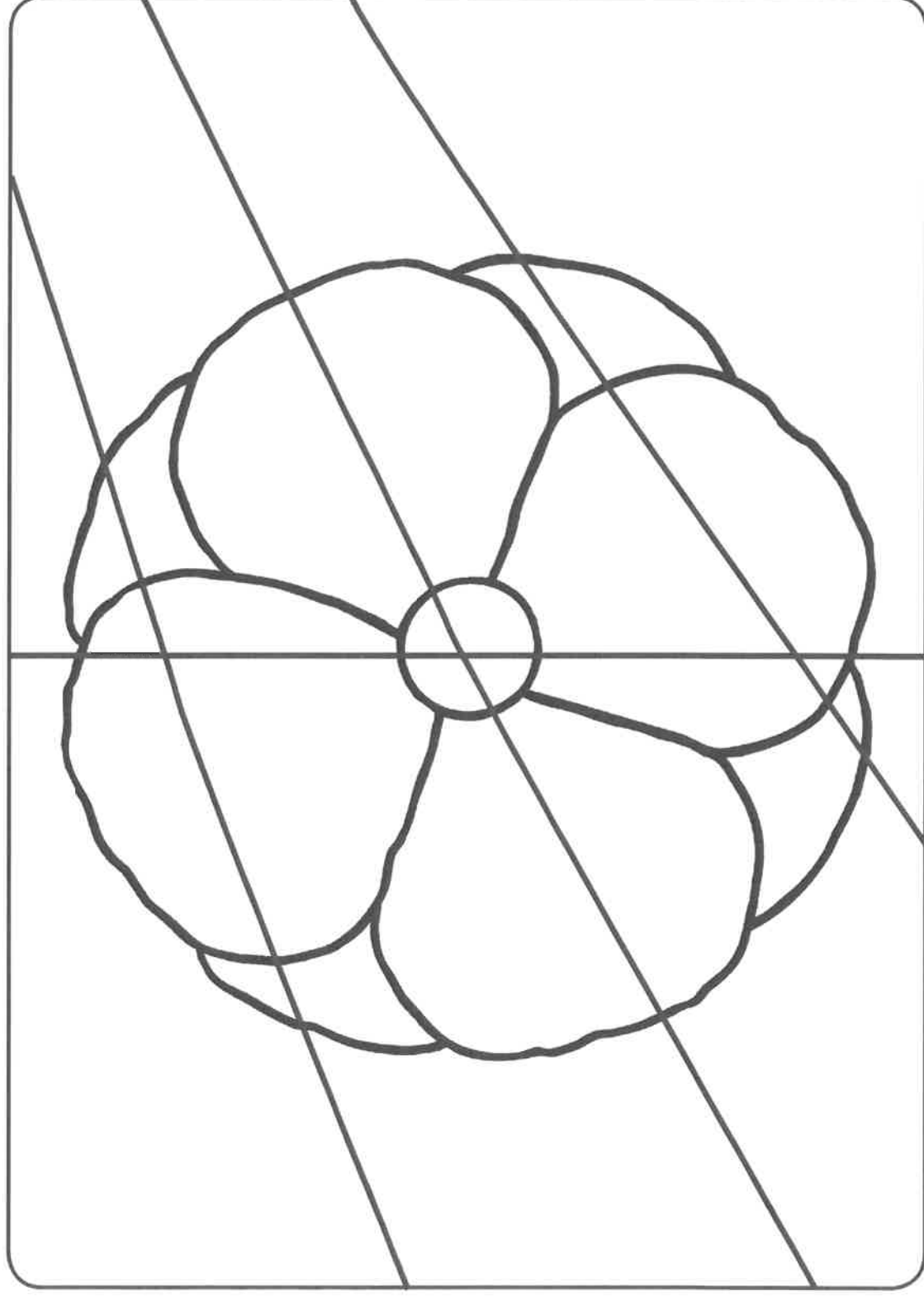
Anzac Day Poppy Art

Colour each section of the poppy a different colour.



Anzac Day Poppy Art

Colour each section of the poppy a different colour.



Friday



Sight words!

Spelling Words

- | | |
|---------|--------|
| 1. the | 6. in |
| 2. and | 7. he |
| 3. a | 8. I |
| 4. to | 9. of |
| 5. said | 10. it |

Extension

1. was
2. you
3. they
4. on
5. she




Activity Grid


Rainbow words – Write your spelling words over and over using different colours. Fill the space below!

I Can Read! Phase 2 Set 4


rat




rag




cup




rocket




carrot



rug



Read the words and match the picture to the word.






















Name _____



Picture Graphs

Answer the questions about the picture graph.

Our Class' Favorite Sports	
Soccer	     
Baseball	   
Football	 
Basketball	      

1. Write how many kids like each sport.

 _____  _____  _____  _____

2. Which sport does our class like the most? _____

3. Which sport does our class like the least? _____

I am
growing
gratitude

Family

Clothing

Home

School

Food & drink

Nature

Name:

Play

Music



twinkl

visit [twinkl.com.au](https://www.twinkl.com.au)

Music

Suggested activities for Year 1 & 2

Listen to a variety of songs

1. Dance to music.
2. Clap to the beat of the music.
3. Clap to the rhythm of the music. Rhythm is like clapping to the words of the song.
4. Can you march to the music? Find a song you can march to the music.
5. Tell your parents/ carers which song was your favourite and why.
6. Dance to the Macarena.

Colour in the turtle worksheet.

Instruments.

Make an instrument at home.

You can use pots and pans to make drums.

Fill a jar with rice to make a shaker. Put other things into jars to change the sounds.

Explore if these create loud (forte) or soft (piano) sounds.

Can you play the instruments fast (presto) or slow (largo)?

Year 2

If you have a recorder at home, please play Hot Cross

Buns from your recorder booklet. Those without a

recorder can use a pencil or ruler, resting it on their chin. They can still work on developing their fingers playing the notes.