


Tt

for tow truck

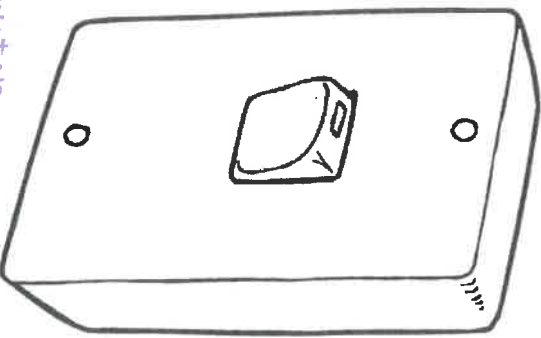
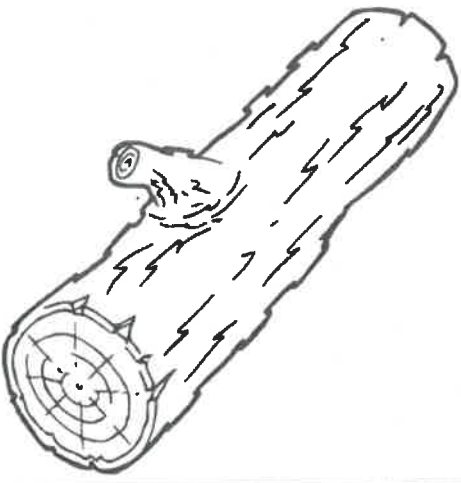

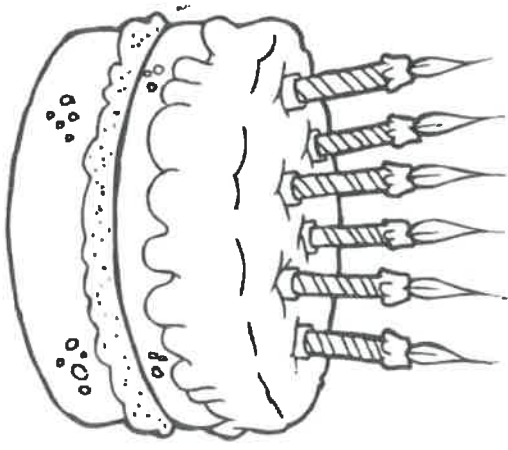

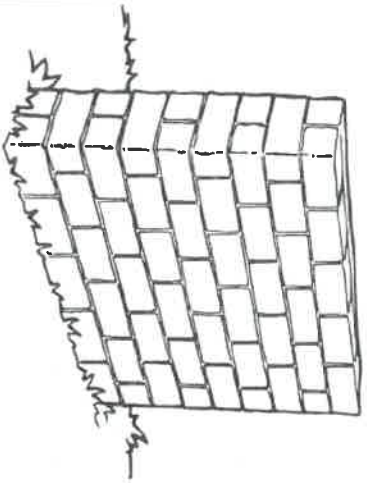


Handwriting practice for uppercase 'T'. It features a set of three horizontal lines (top, middle, bottom). A solid 'T' is drawn at the top. Below it, a dotted 'T' is provided for tracing. To the right of the dotted 'T', there are three vertical dotted lines, each starting with a solid dot on the top line, intended for independent practice of the vertical stroke.

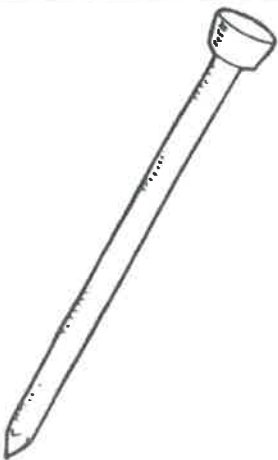
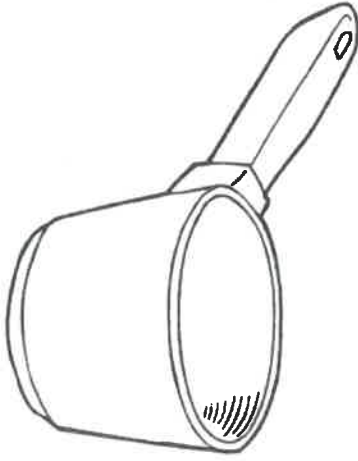
Handwriting practice for lowercase 't'. It features a set of three horizontal lines (top, middle, bottom). A solid 't' is drawn between the middle and bottom lines. Below it, a dotted 't' is provided for tracing. To the right of the dotted 't', there are three vertical dotted lines, each starting with a solid dot on the middle line, intended for independent practice of the vertical stroke.

Handwriting practice for the words 'test' and 'tin'. The words are written in a cursive style on a set of three horizontal lines. The word 'test' is on the top line, and 'tin' is on the middle line. Both words are filled with a stippled pattern. Below each word, there is a dotted version of the same word for tracing.

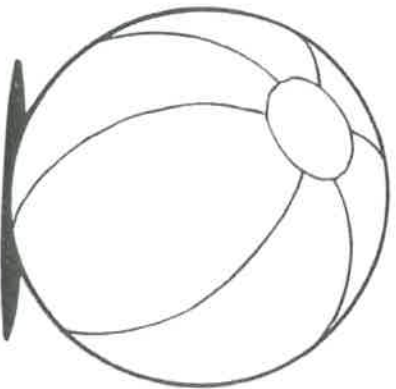
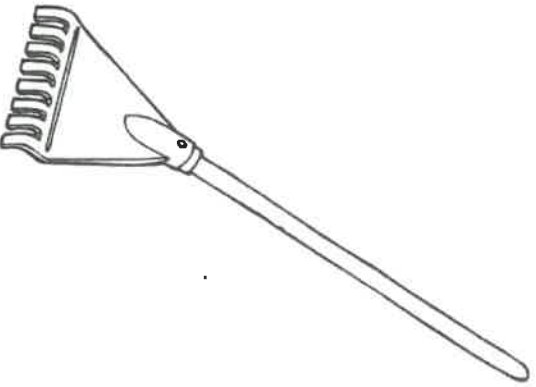

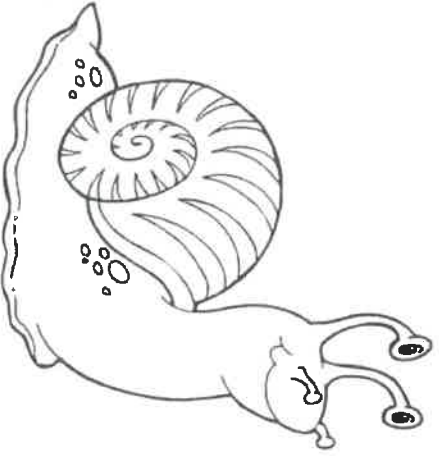
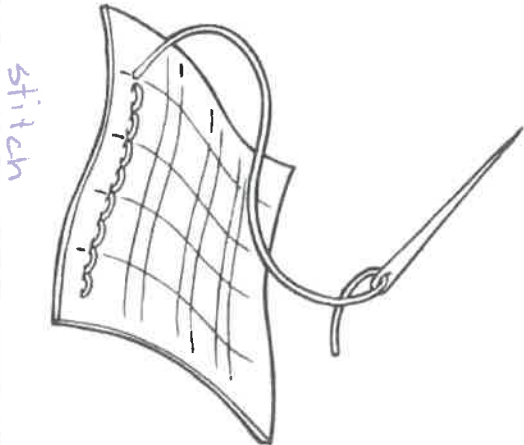

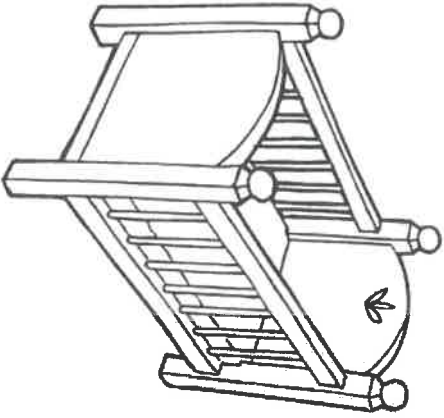
Rhyme and Match C




switch



# Rhyme and Match C

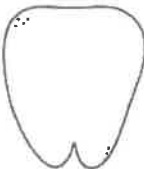


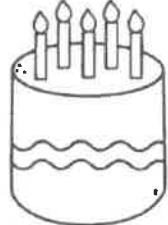



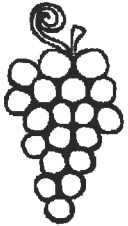





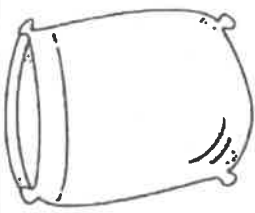







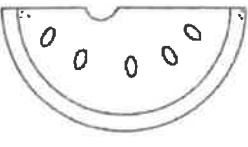
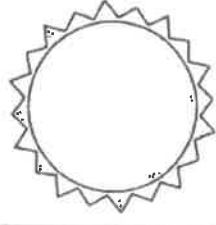




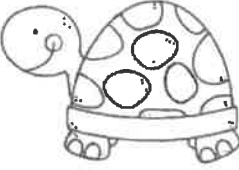
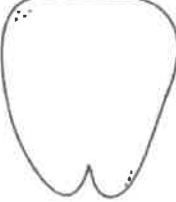


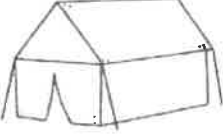


# Alphabet Adventures



Complete the maze by following the pictures that begin with the 't' sound.

Top  
Katie  
12/20/15

<b>START</b> 				
				
	<b>10</b>		<b>9</b>	
				
				
				
	<b>10</b>			<b>FINISH</b> 

**Answers:**

1. **What animals did they adopt?**  
They adopted a puppy and a kitten.
2. **What does the kitten like to do?**  
The kitten likes to curl up in their laps.
3. **What is the puppy's name going to be?**  
The puppy's name will be Pounce.
4. **Who thought the names were perfect?**  
They all thought the names were perfect.

Read the short story. Then answer each question.

## The Puppy and the Kitten


My family just adopted a puppy and a kitten from the animal shelter. They were so young, they did not even have names yet. We had to think of good names for them.

The puppy likes to jump up. The kitten likes to curl up in our laps.

“What do you want to name them?” asked Mom.

My sister said, “Pounce for the puppy and Cuddles for the kitten.”

We all thought those names were perfect.



### Questions:

1. What animals did they adopt?

---

2. What does the kitten like to do?

---

3. What is the puppy's name going to be?

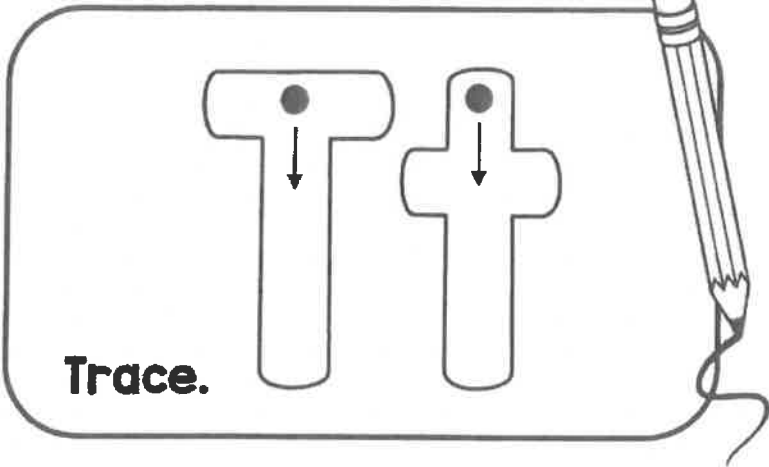
---

4. Who thought the names were perfect?

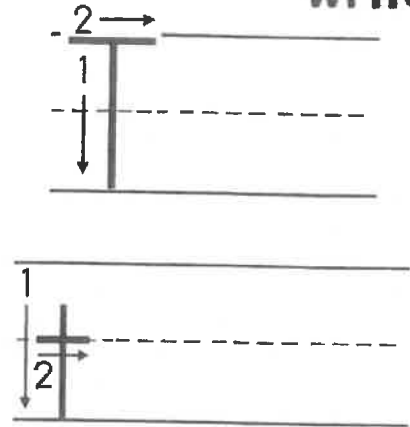
---

Name \_\_\_\_\_

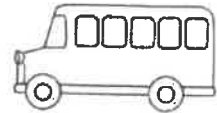

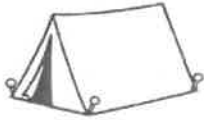
Write.



Trace.



Color the pictures that start with t.



Dot the T's.

T


T	Y	P
U	B	T
E	W	T
T	Y	Q

Dot the t's.

t

d	s	t
y	t	t
t	i	k
t	x	t

# Australian Animals Scene






### Color Key

1 = brown    2 = orange    3 = blue

4 = yellow    5 = green







# How many letters in my name?

Write your name

--	--	--	--	--	--	--	--	--	--	--	--	--	--	--	--	--	--	--	--

Write the number

--

Draw in the ten frame


Show in tally marks

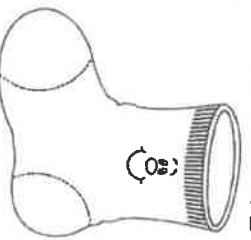
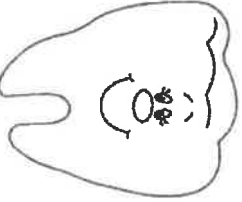


--

Name \_\_\_\_\_

Date \_\_\_\_\_

Ss

Tt



Colour the snake.

Cut along the curved black line

This will make a spiral snake

