


Year 5

Work Package 1

Term 2, 2020 - Weeks 1-3



Merriwa Primary School



Merriwa Primary School

Daily Learning Routine

Year 5 and 6

Term 2

Week 1

	Monday	Tuesday	Wednesday	Thursday	Friday
	Brain Break - eg. Breathing exercise, stretches, core practice				
9.00 - 9.30	FITNESS : jog around block	FITNESS : obstacle course	FITNESS : Music and dance	FITNESS : ball game	FITNESS : scoot/ride
	Spelling Word Work	Spelling Word Work	Spelling Word Work	Spelling Word Work	Spelling Word Work
9.30 - 10.00	Reading comprehension	Reading comprehension	Grammar	Reading comprehension	Reading: Book Review
	Snack and Brain Break - eg. Breathing exercise, yoga moves, outdoor stretches, core practice, dance				
10.30 - 11.00	Times Tables Grid	Times Tables Grid	Times Tables Grid	Times Tables Grid	Times Tables Grid
11.00 - 11.30	Maths	Maths	Maths	Maths	Maths
	Lunch and Brain Break - eg. Breathing exercise, yoga moves, outdoor stretches, core practice, dance				
12.00 - 12.30	Read for pleasure Own book or Lexile eBook	Read for pleasure Own book or Lexile eBook	Read for pleasure Own book or Lexile eBook	Read for pleasure Own book or Lexile eBook	Read for pleasure Own book or Lexile eBook
12.30 - 1.00	WRITING Diary writing	WRITING Write based on prompt	WRITING Handwriting	WRITING Editing	WRITING Comic Strip
1.00-1:30	SCIENCE	ITALIAN	PE Get active	HASS	MUSIC Practice recorder Make up dance routine to favourite song

Spelling Work Grid

Use your weekly spelling word list to complete one of these activities each day.

Write the date you completed each activity on the line provided.

Syllable Words Group your spelling words according to the number of syllables. Date: _____	Working Out Words Group your spelling words into nouns, adjectives, verbs, adverbs etc. Date: _____	Spelling Search Search for spelling words or words within words in your class novel/book you are currently reading. Date: _____	Rhyming Wheels Write down of as many word as you can that rhyme with your spelling words Date: _____
Alliteration Write a sentence for each of your spelling words using as much alliteration as possible. Date: _____	Define It! Use a dictionary to find the definition and write a sentence for each of your spelling words. Date: _____	Sentence Smart Write a sentence for each of your spelling words. Date: _____	Handwriting Hero Write out your spelling words in your very best cursive handwriting. Date: _____
Scrambled Write each of your spelling words, jumbled up, on the left side of your page. Swap with a partner and see if they can unscramble each of the words and write the correct word on the right side of the sheet. Date: _____	Texting Words Translate your spelling words into numbers using the phone keypad on the Texting Words Worksheet. Write the number that represents each word. Date: _____	Look, Cover, Write, Check Look at each word, cover it up and write it down. Then check it is correct. Date: _____	Word Search Create your own word search using all the words on your spelling list. Date: _____

Spelling Word List




clothes		
island		
tomorrow		
yesterday		
afternoon		
treasure		
intensively		
classical		
transaction		
evening		

Texting Words

1	2 a b c	3 d e f
4 g h i	5 j k l	6 m n o
7 p q r s	8 t u v	9 w x y z

T e x t i n g

$$8+3+9+8+4+6+4 = 42$$



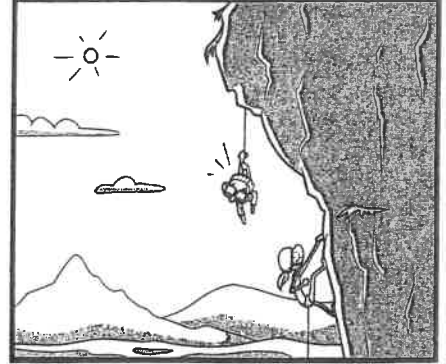
Ballet is surprisingly good for physical fitness.



Mindful meditation and yoga can improve your balance and help you remain calm and focused.



Or what about trying rock-climbing or abseiling?




As important as it is to be healthy and active, it is equally important to do something you really enjoy. Try lots of different activities, because you never know what you might like.



Those activities sound really fun. I don't think I would feel as much pressure doing those things as when I play competitive games. What is your favourite sport?



Well, secretly I love to...



Name: _____

Date: _____

Healthy Mind, Healthy Body: Find Your Sport

Questions

1. What sorts of sports, games or activities do you like to do?

2. What do you think the boy in the story's reaction is to being exposed to different sports?

3. How would you describe the differences between the two main characters?

4. Why do you think the boy said he hated sports?

5. What sorts of activities do you think the boy would be into?

6. What sports or activities would you advise for the boy in the comic? Why?

7. Which one of these sports would you most like to do or try? Why?

8. What purpose did the author have for creating this comic?

Josephine

I clearly remember the day that Josephine entered our lives. It was a cold, wintery Saturday morning. My family had clumsily gathered around the breakfast table – my eldest sister, Catherine, draped lazily in the rocker; my youngest sister, Lizzie, sitting eagerly on my father's lap; my mother buzzing purposefully from one job to the next, the way she always did when she prepared our special weekend breakfast.

I sat myself down next to Catherine and poured a glass of freshly-squeezed orange juice. As Mum served us her world-famous scrambled eggs with bacon, Lizzie suddenly looked up in shock.

"What's the matter, Lizzie?" Mum asked, concerned. "Have I not served you enough bacon?"

"No Mum, it's not that," Lizzie replied. "It's just that you forgot to serve breakfast for Josephine."

My mother's face went blank. "Josephine?" she asked. "Who's Josephine?"


Lizzie chuckled. "Don't be silly, Mummy!" she replied jovially. "She's standing right over there."

The corner of the kitchen where Lizzie was pointing looked exceptionally empty to me. I'm pretty sure it looked empty to Catherine and Dad, too. But my mother kept her cool. "Oh, Josephine!" she cried. "What terrible manners I have. Please, come and sit down. There's plenty of food for everyone."

I gave my mother a look. *Are you sure this is a good idea?*

My mother gave me a look of her own. *Let's play along, for now.*

Little did she know, we would not see the end of Lizzie's new friend for quite a long time. Josephine, it seemed, was part of the family now.



Name _____

Date _____

Read Josephine and answer questions 1-5 below.

1. *My family had clumsily gathered around the breakfast table –*

The word *clumsily* suggests that the family looked

- ☐ disordered.
- ☐ cluttered.
- ☐ messy.
- ☐ upset.

2. The narrator's sister, Lizzie, was

- ☐ draped lazily in the rocker.
- ☐ sitting in her father's lap.
- ☐ cooking the breakfast.
- ☐ standing in the corner.

3. Why could the narrator not see Josephine in the corner?

- ☐ Because Josephine was too little to be seen.
- ☐ Because Josephine had just left the room.
- ☐ Because Josephine was only imaginary.
- ☐ Because the narrator was not wearing her glasses.

4. *Let's play along, for now.*

This sentence is written in italics to show that

- ☐ it is an important sentence.
- ☐ it is what the mother is thinking.
- ☐ it is the climax of the story.
- ☐ it is what the mother is saying.

5. Which statement best describes what this story about?

- ☐ A little girl who loves her father.
- ☐ A family tradition of special weekend breakfasts.
- ☐ A little girl who has an imaginary friend.
- ☐ A mother who talks to her children through her thoughts.

Common nouns

Common nouns name the *people*, the *places*, the *animals* and the *things* in our world, e.g. dentist, author, zebra, camel, pencil, computer, lake, desert.

- 1 Name three things (or people) you might find in these settings.

at the beach			
in the fridge			
at a zoo			
at school			
in the sky			

- 2 Circle ten common nouns in this description of an ant. Use some of the nouns to label the diagram below, and add a caption.


An ant has three main body parts: a head, a thorax and an abdomen. It has a hard *exoskeleton* — a skeleton that is on the outside of its body — and is not covered by skin or muscles. The exoskeleton is made of a material similar to human fingernails. Attached to the thorax are six jointed legs, each ending in a hooked claw that helps the ant climb and hold on to things.

An ant has *compound eyes* made from many tiny lenses connected together, and two feelers (or antennae) attached to the top of its head. These feelers are special organs of smell and help the ant to communicate. The head also has two strong *pincers*, which the ant uses to carry food, dig and defend itself.

Many ants have a stinger at the tip of the abdomen and can inflict a painful sting.

Ants range in colour from yellow to brown, to red to black. They range in size from 2 mm to 25 mm long.

Common nouns
name the things we
speak and write
about.



Multiplication Tables

This is the order you usually learn you times tables:

2, 5, 10, 3, 4, 9, 6, 7, 8, 11, 12

You need to know these:

1. in order
2. out of order
3. related division facts

Pick an activity each day to help you learn these off by heart

Say them in order 3 times	Write them down 3 times	Pairs: Make a matching game by writing the sum on one piece of paper and the answer on the other
Say your times tables while bouncing a ball	Get a family member to test you. Challenge: do them out of order	Play hit the button https://www.topmarks.co.uk/maths-games/hit-the-button
Sing a long with a you tube clip of your times tables	Speed test: How quickly can you write them down correctly?	Mandala colouring sheet

TIMES TABLES

1x

1	x	1	=	1
2	x	1	=	2
3	x	1	=	3
4	x	1	=	4
5	x	1	=	5
6	x	1	=	6
7	x	1	=	7
8	x	1	=	8
9	x	1	=	9
10	x	1	=	10
11	x	1	=	11
12	x	1	=	12

2x

1	x	2	=	2
2	x	2	=	4
3	x	2	=	6
4	x	2	=	8
5	x	2	=	10
6	x	2	=	12
7	x	2	=	14
8	x	2	=	16
9	x	2	=	18
10	x	2	=	20
11	x	2	=	22
12	x	2	=	24

3x

1	x	3	=	3
2	x	3	=	6
3	x	3	=	9
4	x	3	=	12
5	x	3	=	15
6	x	3	=	18
7	x	3	=	21
8	x	3	=	24
9	x	3	=	27
10	x	3	=	30
11	x	3	=	33
12	x	3	=	36

4x

1	x	4	=	4
2	x	4	=	8
3	x	4	=	12
4	x	4	=	16
5	x	4	=	20
6	x	4	=	24
7	x	4	=	28
8	x	4	=	32
9	x	4	=	36
10	x	4	=	40
11	x	4	=	44
12	x	4	=	48

5x

1	x	5	=	5
2	x	5	=	10
3	x	5	=	15
4	x	5	=	20
5	x	5	=	25
6	x	5	=	30
7	x	5	=	35
8	x	5	=	40
9	x	5	=	45
10	x	5	=	50
11	x	5	=	55
12	x	5	=	60

6x

1	x	6	=	6
2	x	6	=	12
3	x	6	=	18
4	x	6	=	24
5	x	6	=	30
6	x	6	=	36
7	x	6	=	42
8	x	6	=	48
9	x	6	=	54
10	x	6	=	60
11	x	6	=	66
12	x	6	=	72

7x

1	x	7	=	7
2	x	7	=	14
3	x	7	=	21
4	x	7	=	28
5	x	7	=	35
6	x	7	=	42
7	x	7	=	49
8	x	7	=	56
9	x	7	=	63
10	x	7	=	70
11	x	7	=	77
12	x	7	=	84

8x

1	x	8	=	8
2	x	8	=	16
3	x	8	=	24
4	x	8	=	32
5	x	8	=	40
6	x	8	=	48
7	x	8	=	56
8	x	8	=	64
9	x	8	=	72
10	x	8	=	80
11	x	8	=	88
12	x	8	=	96

9x

1	x	9	=	9
2	x	9	=	18
3	x	9	=	27
4	x	9	=	36
5	x	9	=	45
6	x	9	=	54
7	x	9	=	63
8	x	9	=	72
9	x	9	=	81
10	x	9	=	90
11	x	9	=	99
12	x	9	=	108

10x

1	x	10	=	10
2	x	10	=	20
3	x	10	=	30
4	x	10	=	40
5	x	10	=	50
6	x	10	=	60
7	x	10	=	70
8	x	10	=	80
9	x	10	=	90
10	x	10	=	100
11	x	10	=	110
12	x	10	=	120

11x

1	x	11	=	11
2	x	11	=	22
3	x	11	=	33
4	x	11	=	44
5	x	11	=	55
6	x	11	=	66
7	x	11	=	77
8	x	11	=	88
9	x	11	=	99
10	x	11	=	110
11	x	11	=	121
12	x	11	=	132

12x

1	x	12	=	12
2	x	12	=	24
3	x	12	=	36
4	x	12	=	48
5	x	12	=	60
6	x	12	=	72
7	x	12	=	84
8	x	12	=	96
9	x	12	=	108
10	x	12	=	120
11	x	12	=	132
12	x	12	=	144

Name:

Date:

6 x Colour Fun!

6 x 3

Find the answer to the multiplication number sentence and then colour that section the corresponding colour.



6 x 4

6 x 5

6+77

5 x 6

$$\begin{array}{r} 6 \times 10 \\ 6 \times \end{array}$$

6x17

6 x 9

 $2 + 6$

6 x 5

 $8 + 6$ 2×6

70

5 x 6

6x11

6x6

 6×1

6 x 9

6 x 12

6 x 3

6 x 1

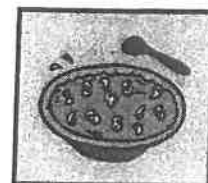
24 orange

48 purple

72 grey

6 x 4

6 x 10



Name _____

Date _____

ROUNDING OFF

1 Round these numbers to the nearest 10.

a 15 → _____

b 16 → _____

c 23 → _____

d 95 → _____

e 51 → _____

f 67 → _____

g 43 → _____

h 19 → _____

i 75 → _____

j 84 → _____

k 9 → _____

l 36 → _____

2 Round these numbers to the nearest 100.

a 163 → _____

b 399 → _____

c 249 → _____

d 255 → _____

e 164 → _____

f 601 → _____

g 240 → _____

h 330 → _____

i 777 → _____

j 650 → _____

k 451 → _____

l 901 → _____

3 Change these words into numbers.

a sixty-five _____

b twenty-two _____

c seventy _____

d five hundred and two _____

e two hundred and forty-four _____

f nine hundred and ninety _____

g nine hundred and nineteen _____

h one hundred and fifty _____

4 Change these into words.

a 258 _____

b 912 _____

c 63 _____

d 702 _____

e 581 _____

f 222 _____

5 Write all the even numbers between:

a 221 and 235. _____

b 567 and 581. _____

6 Write all the odd numbers between:

a 196 and 212. _____

b 350 and 366. _____

Outcome • Counts, compares and orders whole numbers up to 999 and represents them in symbols and words, stating the place value of any digit.

© Blake Education Targeting Maths. This page may be reproduced for classroom use.

Name: _____

Date: _____

Number of the Day

Odd or even?

111

Sum of the digits:

Word form:

Make the number using coins and notes:

Tally marks:

10 more: _____

10 less: _____

100 more: _____

100 less: _____

1000 more: _____

1000 less: _____

Write a sum that equals your number:

=

Greater than and less than:

_____ > _____ > _____

Thousands	Hundreds	Tens	Ones

Name _____

Date _____

Percy's Place Value Puzzle

Percy created a great number puzzle... but he forgot to colour it in!
Use the place value clues below to colour in Percy's puzzle.

If there is a 7 in the thousands place, colour the piece green.

If there is a 2 in the hundreds place, colour the piece red.

If there is a 5 in the tens place, colour the piece yellow.

If there is a 0 in a units place, colour the piece blue.



60	4800	8552	100	90
7118	459	5222	758	7309
1151	1203	90	3288	9051
7531	159	2266	656	7001
10	900	6655	2090	80



Easter Multiplication Mosaic

Multiplication $3\times$, $4\times$, $6\times$, $7\times$, $9\times$, $11\times$, $12\times$ (including division)

Solve the maths problems to reveal the hidden picture. Each answer has a special colour:

3, 4, 7, 12, 16, 18, 27, 36, 44, 56, 60, 108, 132 = yellow

8, 9, 14, 21, 33, 48, 54 = pink

11, 28, 42, 45, 72, 88 = purple

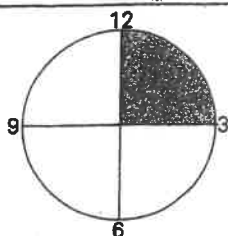

6, 30, 32, 60, 63, 121 = blue

$15 \div 5$	$27 \div 9$	$16 \div 4$	$21 \div 3$	$40 \div 5$	4×2	3×4	6×2	4×4	$64 \div 4$
3×6	2×9	3×9	$55 \div 5$	$132 \div 12$	4×7	14×3	9×3	3×12	12×3
6×6	11×4	$32 \div 4$	7×2	$36 \div 4$	2×7	$18 \div 2$	7×2	7×8	12×5
$44 \div 11$	12×11	$36 \div 6$	$72 \div 12$	$42 \div 7$	3×10	6×5	4×8	4×11	6×2
$15 \div 5$	$72 \div 8$	7×3	11×3	4×2	4×12	$18 \div 2$	$32 \div 4$	4×2	4×3
$21 \div 3$	6×7	9×8	7×4	12×6	$132 \div 12$	9×8	3×14	6×12	4×4
9×3	4×2	$72 \div 8$	12×4	$40 \div 5$	9×6	6×9	3×7	$40 \div 5$	$64 \div 4$
2×6	10×6	11×11	10×3	5×6	8×4	11×11	30×1	6×10	$27 \div 9$
$15 \div 5$	$27 \div 9$	$8 \div 1$	9×6	3×11	2×4	6×9	4×2	8×7	4×3
9×3	6×6	$16 \div 4$	12×6	$132 \div 12$	14×3	7×6	$64 \div 4$	3×12	3×9

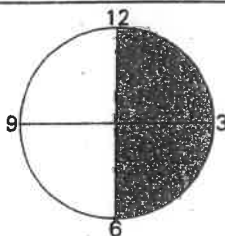
Name _____

Date _____

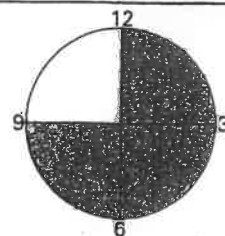
QUARTER PAST, QUARTER TO



$\frac{1}{4}$ is shaded. The minute hand has travelled $\frac{1}{4}$ of an hour.
15 minutes past



$\frac{1}{2}$ is shaded. The minute hand has travelled $\frac{1}{2}$ way past the hour.
30 minutes past



$\frac{1}{4}$ is left to go until it is o'clock again.
45 minutes past

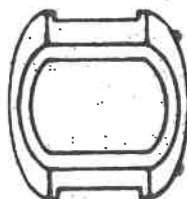
- 1 Change these analog times to digital time. Draw the time on the digital watches.

a



$\frac{1}{4}$ past 7

b



$\frac{1}{4}$ past 3

c



$\frac{1}{4}$ to 10

d



$\frac{1}{4}$ to 5

e



$\frac{1}{4}$ past 9

f



$\frac{1}{4}$ past 11

g



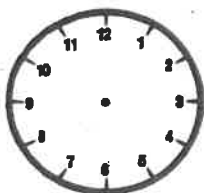
$\frac{1}{4}$ to 2

h

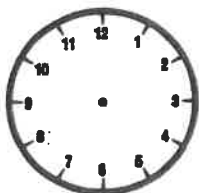


$\frac{1}{4}$ to 12

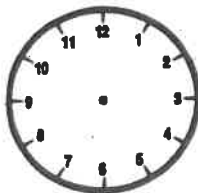
- 2 Draw the time on these analog clocks. Use a colour for the hour hand (little hand).



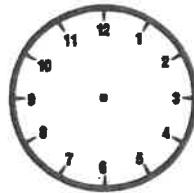
$\frac{1}{4}$ to 9



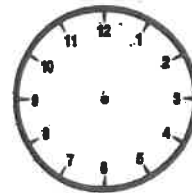
$\frac{1}{4}$ past 6



5:15



7:45



$\frac{1}{4}$ to 12

unit 3.3

Telling time to the nearest minute

DATE: _____

1 Draw a line to connect the matching clock and the digital time.

a 3:12




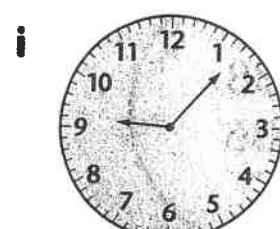


b 5:49

c 10:36


d 1:28

e 4:50


f 9:07




2 Show the time on each clock.



4:31






9:18



6:52

3 Write the time that is shown on each clock, using 'past' or 'to'.



stretch
your
thinking

→ Which of the clocks on this page is closest to the time you go to bed? Which is the closest to the time you get up?

CHICKEN TAKEAWAY



CLUCKY'S CHICKEN



Chicken burger	\$4.50	Small chips	\$2.50
Chicken & cheese burger ...	\$5.00	Large chips	\$3.00
Chicken & bacon burger	\$5.50	Small drink	\$1.50
Chicken & chips	\$6.00	Large drink	\$2.50

How much money did the people spend at the takeaway shop?

1.

Liam ordered ...

- 1 chicken burger
- 1 large chips
- 1 small drink

Amount spent:

2.

Rosanna ordered ...

- 1 chicken & chips
- 2 chicken & bacon burgers
- 3 large drinks

Amount spent:

How much money did the following people spend and how much change did they receive from \$50?

3.

Kayla ordered ...

- 2 chicken & bacon burgers
- 1 large chips
- 2 large drinks

Amount spent:

Change:

4.

Salam ordered ...

- 3 chicken & chips
- 2 chicken & cheese burgers
- 5 small drinks

Amount spent:

Change:

5.

Julian ordered ...

- 3 chicken burgers
- 3 large chips
- 3 large drinks

Amount spent:

Change:

6.

Danny ordered ...

- 2 chicken & bacon burgers
- 2 chicken & cheese burgers
- 4 large drinks

Amount spent:

Change:

7. Who spent the most?

Under the sea

Today you are going to write a narrative (a story).

The topic you have been given for your narrative is 'Under the sea'.

Think:


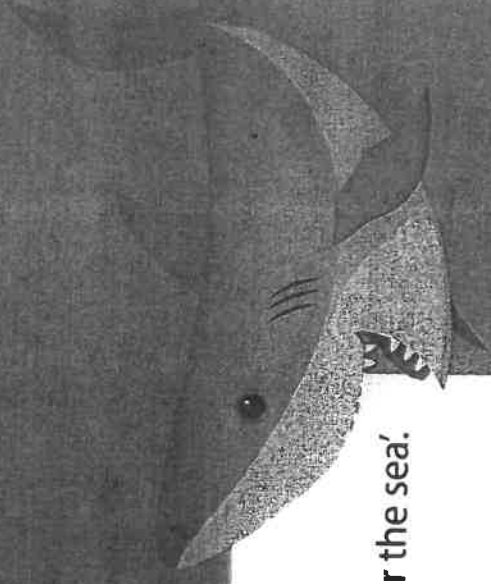

What do you want your story to be about? What is happening under the sea? Who or what are your main characters? Your story might be about marine life that live under the sea, someone who finds themselves under the sea or it might be about a plan gone wrong on the high seas.


Plan:

Plan your writing before you begin and decide who your characters are, the setting of your story, the complication or problem and how it is solved and how the story will end.

Remember to check:

- your spelling and punctuation is all correct
- that you have used sentences
- that you have stayed on topic
- that you have edited your writing.





Backtouch joins



hearing aid

After extending the exit hook, lift your pencil to perform **backtouch joins** for the letters 'a', 'c', 'd', 'g', 'o' and 'q'. The join is near the neckline. Make sure the anticlockwise letter touches the hook.



mo ta aw eq wo id ea io sa

deaf hear microphone sound signal processor equal



Bionic Ear



Graeme Clark invented the bionic ear in 1978. As a young

boy, he decided that he would like to find a way for deaf

people, like his father, to hear. He succeeded! Today,

20 000 people throughout the world wear a bionic ear.

Backtouch joins

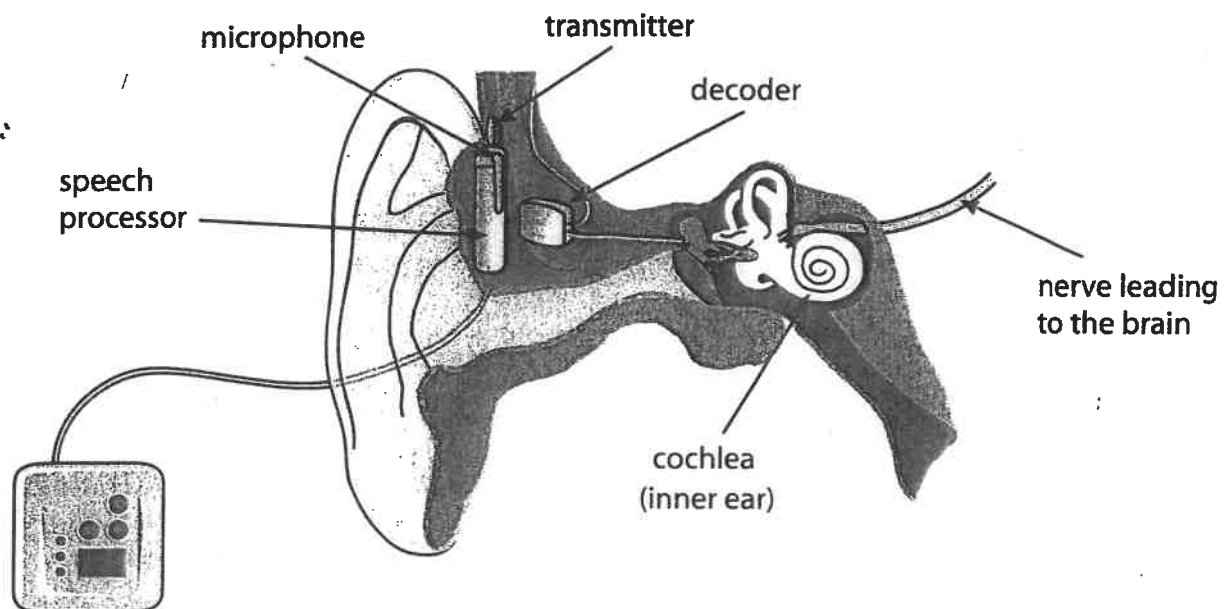
One part of the bionic ear is worn outside the body. It

consists of a microphone and a speech processor. Inside

the skin and inside the ear are components that send

electrical signals from the microphone to the brain so it

can recognise the sounds as speech.



1

Lunchtime

"i hate cheese sandwiches!" Nate cried as he opened his lunch box

"What do you have today" he asked taylor desprately.

"Peanut butter," Taylor replied.

"want to go halves?" he asked Nate forcefully



Find 3 spelling mistakes.

Add 3 capital letters, 2 full stops and 1 question mark.

 teachstarter

2

Ben's Sick Cat

ben went rushhing into the vet with his black and wite cat

"i think Twinkles is sick" he creid as he swang open the front door.

The vet walked up to ben and took Twinkles

"Let me have a look at him," she said.



Find 3 spelling mistakes.

Add 3 capital letters, 2 full stops and 1 exclamation mark.

 teachstarter

Your Review

How did the story make you feel? Were there funny or scary bits?

What did the story make you think about? Did you learn anything from the story?


Would you recommend the book to a friend? Why?
If you didn't like the book can you think why?
Who would like the book?

BOOK REVIEW

Title:





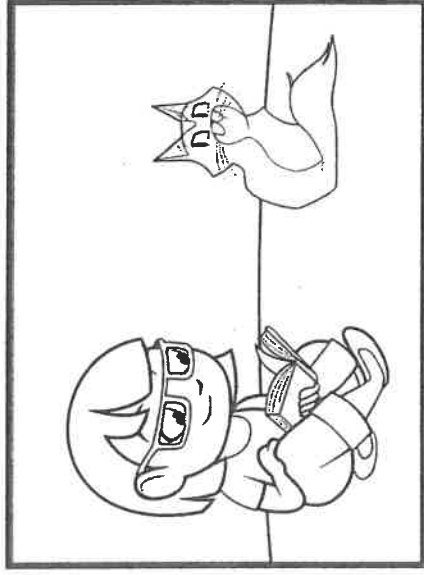
Author:

Reviewed by:



Give this your own title: _____

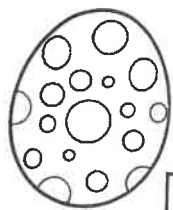
Infer from the whole comic strip what is happening in each cell. Add a description and draw your own picture in the last cell.



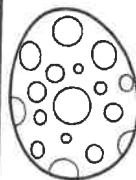


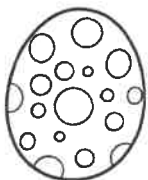



**They shall grow not old, as we that are left grow old;
Age shall not weary them, nor the years condemn.
At the going down of the sun and in the morning,
We will remember them.**

from "For the Fallen" Laurence Binyon 1914



Easter Word Search



S	M	Z	E	T	B	X	H	S	T	I	Y	Y	T	T
F	N	D	C	U	I	O	B	E	G	A	I	A	R	E
E	I	U	N	H	P	B	K	N	D	G	N	D	A	N
H	A	N	B	P	O	S	B	N	S	N	E	N	D	N
C	Y	S	I	S	A	C	O	A	D	Y	E	U	I	O
H	I	N	T	B	S	M	O	Z	R	T	N	S	T	B
I	G	Q	S	E	R	O	C	L	G	F	T	R	I	T
C	U	V	R	E	R	Z	R	R	A	T	I	E	O	N
K	V	Q	T	M	Q	S	X	C	H	T	O	T	N	U
S	G	S	P	A	R	A	D	E	T	U	E	S	J	H
I	A	D	O	C	Q	C	K	R	S	O	Y	A	E	X
E	G	O	O	D	F	R	I	D	A	Y	H	E	W	D
Q	Y	A	D	I	L	O	H	K	C	B	H	D	H	J
P	R	L	J	I	F	N	F	A	U	C	W	F	A	H
V	C	Q	B	E	T	A	R	O	C	E	D	Q	K	B

BASKET

BONNET

BUNNY

CHICKS

CHOCOLATE

DECORATE

DYE

EASTER

EASTER MONDAY

EASTER SUNDAY

EGGS

GOOD FRIDAY

HIDE

HOLIDAY

HOPPING



HOT CROSS BUNS

HUNT

PARADE

RABBIT

TRADITION



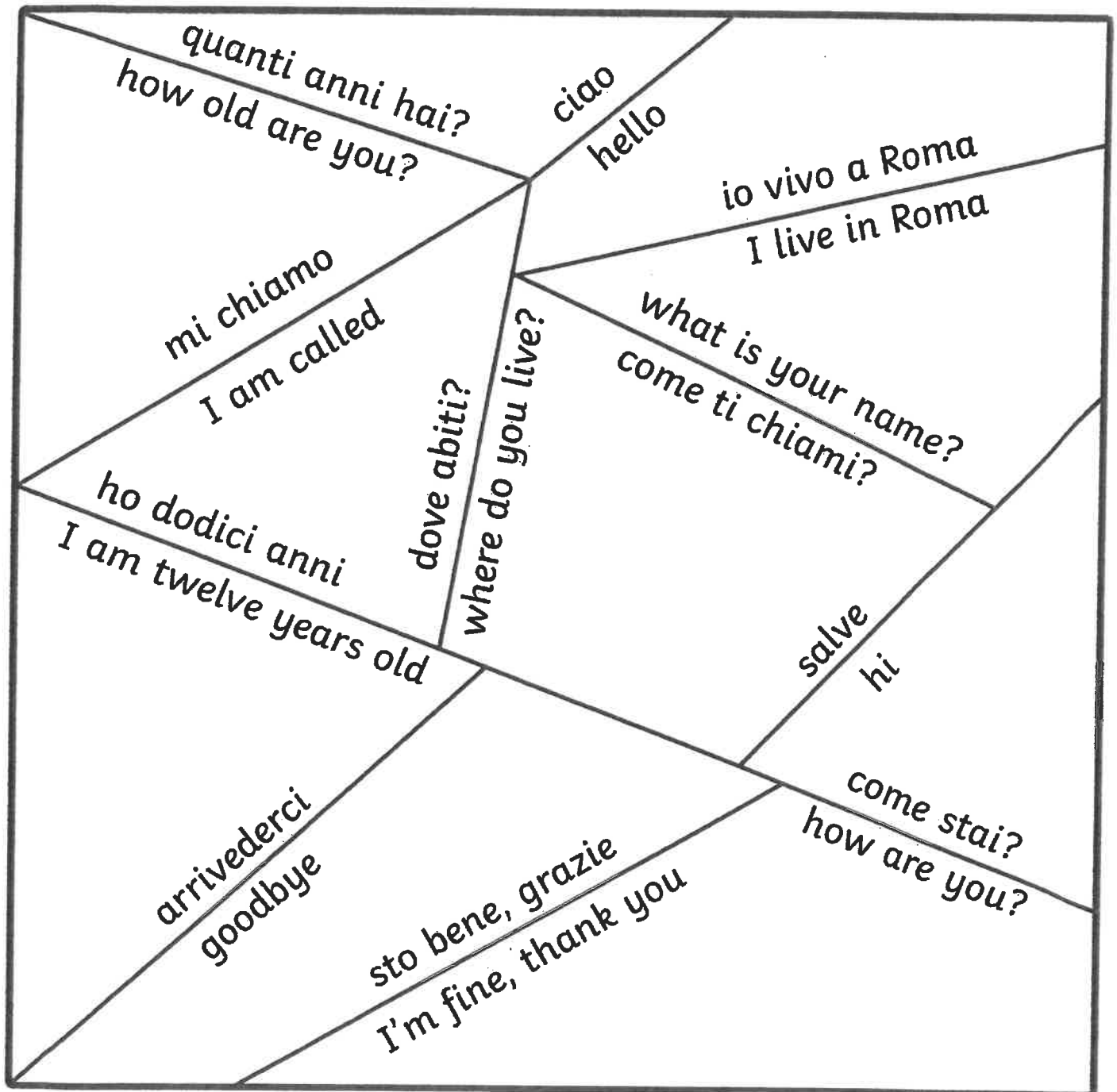
EVERY DAY
MAY NOT be
GOOD BUT THERE
IS SOMETHING
good IN EVERY
DAY

Italian Greeting Puzzle

Puzzle dei saluti italiani

Cut out the shapes and see how long it takes for the children to reassemble the square.

ritaglia le forme e vedi quanto ci mettono i tuoi alunni a ricostruire il quadrato.



Ham and Pineapple Pizza Muffins

- Prep 0:10
- Cook 0:10

Ingredients

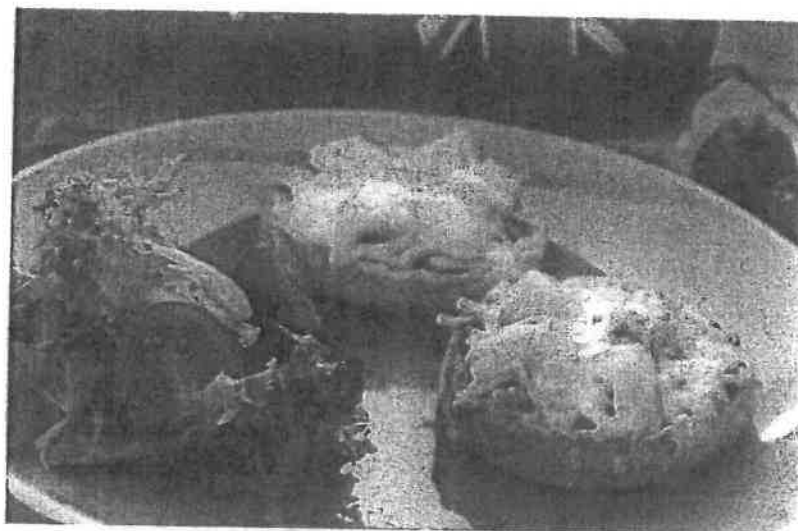
- 3 English muffins (split)
- 6 tbsp. pizza sauce
- 4 slices ham (diced)
- 1 tin crushed pineapple (well drained)
- 3 cups pizza cheese
- Any topping you choose

Method

1. Toast the muffins in the toaster and spread 1 tablespoon of pizza sauce on each.
2. Scatter ham and pineapple (or topping of choice) on the pizza sauce.
3. Top with pizza cheese.
4. Place under the grill until the cheese is melted and serve.

Notes

- You can do these in the oven for 10 minutes at 160C fan-forced to melt the cheese.



Musical Instruments

s m a r a c a s f x y c
m n g u i t a r y n j a
u i p n u i s r b r y s
r l r e c o r d e r n t
d o r q e l n d e o t a
i i n u o t p e o n r n
v v a u e e l c y a i e
t i t r u m p e t i a t
l q o b h d u g e p n s
t i c l e r e s t u g e
c y m b a l s z g n l d
t a m b o u r i n e e z

drums
cymbals
guitar
triangle

recorder
tambourine
maracas
violin

piano
trumpet
castanets
viola


Name: _____

Date: _____

I can see!

Light Energy Word Search

Instructions: Circle or highlight the science vocabulary words as you locate them in the puzzle.



Word Bank:

light energy

electricity

solar power

reflection

refraction

absorption

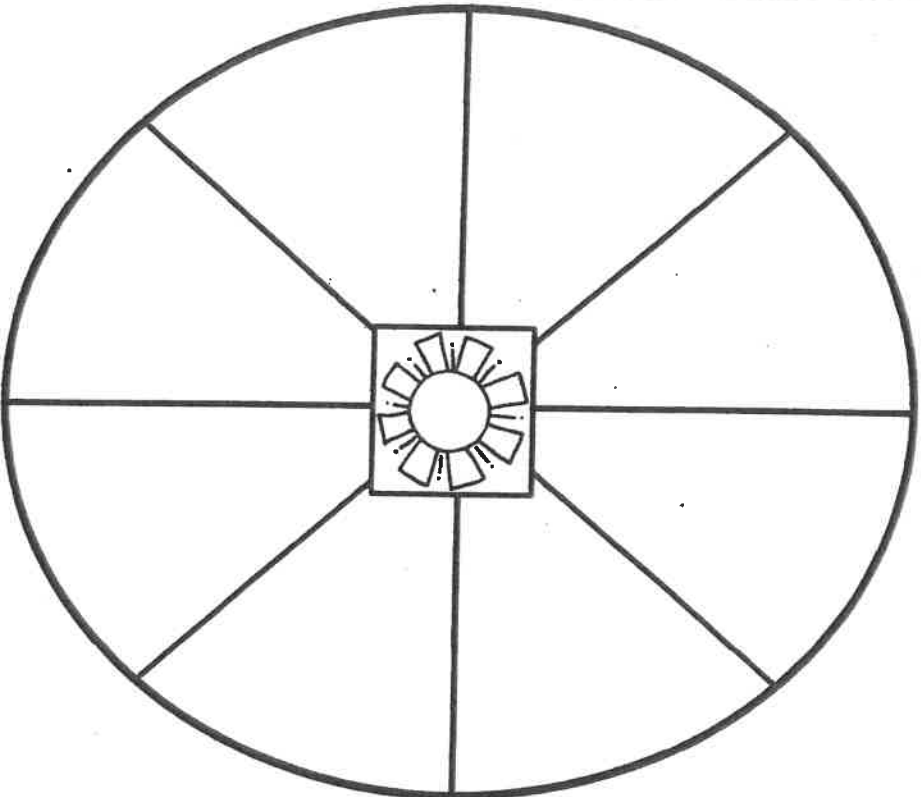
transparent

translucent

opaque

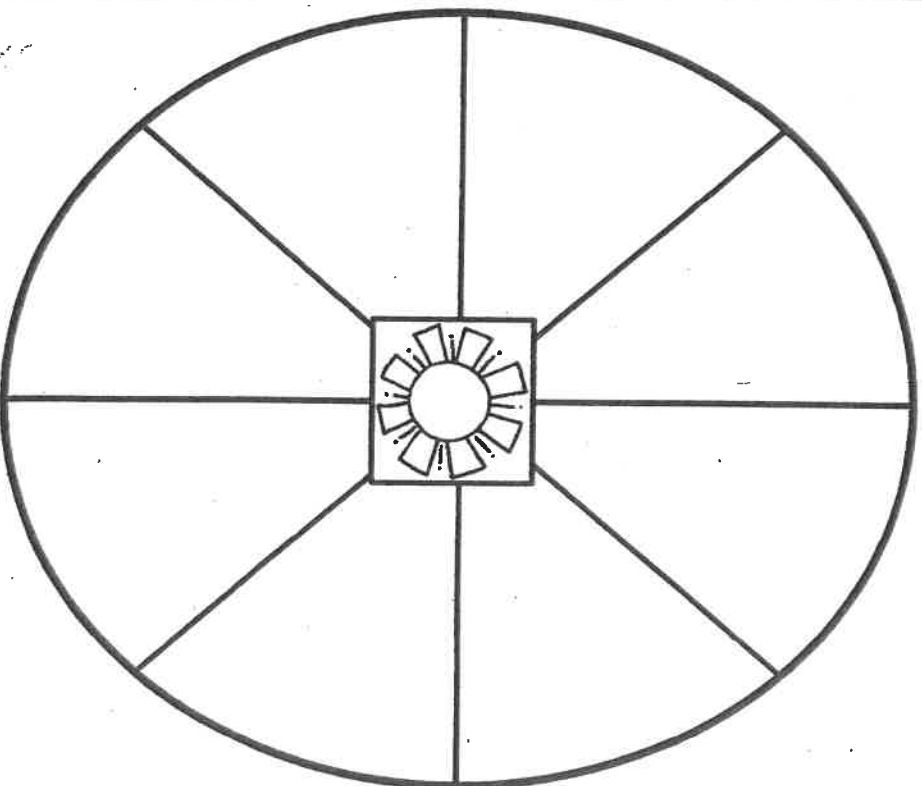
shadow

**We use light
energy for...**



©SheilaMaiton

**We use light
energy for...**



©SheilaMaiton