



# Merrivwa Primary School

## Daily Learning Routine

Year 5 and 6

Term 2  
Week 2

	Monday	Tuesday	Wednesday	Thursday	Friday
<i>Brain Break - eg. Breathing exercise, stretches, core practice</i>					
9.00 - 9.30	<b>FITNESS</b> : jog around block	<b>FITNESS</b> : obstacle course	<b>FITNESS</b> : Music and dance	<b>FITNESS</b> : ball game	<b>FITNESS</b> : scoot/ride
	Spelling Word Work	Spelling Word Work	Spelling Word Work	Spelling Word Work	Spelling Word Work
9.30 - 10.00	Reading comprehension	Reading comprehension	Grammar	Reading comprehension	Reading: Book Review
<i>Snack and Brain Break - eg. Breathing exercise, yoga moves, outdoor stretches, core practice, dance</i>					
10.30 - 11.00	Times Tables Grid	Times Tables Grid	Times Tables Grid	Times Tables Grid	Times Tables Grid
11.00 - 11.30	Maths	Maths	Maths	Maths	Maths
<i>Lunch and Brain Break - eg. Breathing exercise, yoga moves, outdoor stretches, core practice, dance</i>					
12.00 - 12.30	<b>Read for pleasure</b> Own book or Lexile eBook	<b>Read for pleasure</b> Own book or Lexile eBook	<b>Read for pleasure</b> Own book or Lexile eBook	<b>Read for pleasure</b> Own book or Lexile eBook	<b>Read for pleasure</b> Own book or Lexile eBook
12.30 - 1.00	<b>WRITING</b> Diary writing	<b>WRITING</b> Write based on prompt	<b>WRITING</b> Handwriting	<b>WRITING</b> Editing	<b>WRITING</b> Comic Strip
1:00-1:30	<b>SCIENCE</b>	<b>ITALIAN</b>	<b>PE</b> Get active	<b>HASS</b>	<b>MUSIC</b> Practice recorder Make up dance routine to favourite song

## Spelling Work Grid

Use your weekly spelling word list to complete one of these activities each day.

Write the date you completed each activity on the line provided.

<p style="text-align: center;"><b>Syllable Words</b></p> <p>Group your spelling words according to the number of syllables.</p> <p>Date: _____</p>	<p style="text-align: center;"><b>Working Out Words</b></p> <p>Group your spelling words into nouns, adjectives, verbs, adverbs etc.</p> <p>Date: _____</p>	<p style="text-align: center;"><b>Spelling Search</b></p> <p>Search for spelling words or words within words in your class novel/book you are currently reading.</p> <p>Date: _____</p>	<p style="text-align: center;"><b>Rhyming Wheels</b></p> <p>Write down of as many word as you can that rhyme with your spelling words</p> <p>Date: _____</p>
<p style="text-align: center;"><b>Alliteration</b></p> <p>Write a sentence for each of your spelling words using as much alliteration as possible.</p> <p>Date: _____</p>	<p style="text-align: center;"><b>Define It!</b></p> <p>Use a dictionary to find the definition and write a sentence for each of your spelling words.</p> <p>Date: _____</p>	<p style="text-align: center;"><b>Sentence Smart</b></p> <p>Write a sentence for each of your spelling words.</p> <p>Date: _____</p>	<p style="text-align: center;"><b>Handwriting Hero</b></p> <p>Write out your spelling words in your very best cursive handwriting.</p> <p>Date: _____</p>
<p style="text-align: center;"><b>Scrambled</b></p> <p>Write each of your spelling words, jumbled up, on the left side of your page. Swap with a partner and see if they can unscramble each of the words and write the correct word on the right side of the sheet.</p> <p>Date: _____</p>	<p style="text-align: center;"><b>Texting Words</b></p> <p>Translate your spelling words into numbers using the phone keypad on the Texting Words Worksheet. Write the number that represents each word.</p> <p>Date: _____</p>	<p style="text-align: center;"><b>Look, Cover, Write, Check</b></p> <p>Look at each word, cover it up and write it down. Then check it is correct.</p> <p>Date: _____</p>	<p style="text-align: center;"><b>Word Search</b></p> <p>Create your own word search using all the words on your spelling list.</p> <p>Date: _____</p>

# Texting Words

1	2 a b c	3 d e f
4 g h i	5 j k l	6 m n o
7 p q r s	8 t u v	9 w x y z

T e x t i n g

$$8+3+9+8+4+6+4 = 42$$

---

---

---

---

---


---

---

---

## Spelling Word List

	Look, cover, write, check	Look, cover, write, check
school		
nice		
other		
grandmother		
face		
children		
voice		
place		
should		
moss		






# How to Wash your Dog

## What you will need

A large basin or sink  
Dog shampoo  
A small bucket  
A large towel  
A dog brush  
A dog treat  
Your dog



## What to do:

1. Gently take off your dog's collar and place it somewhere safe where it will not get lost.
2. Fill up a large basin or sink with warm water. Make sure the water will not overflow when you put in your dog.
3. Carefully place your dog into the water. Calmly talk to your dog so it does not feel scared about getting wet.
4. Scoop some water into the small bucket and carefully pour it over your dog. Your dog should be completely wet.
5. Squeeze some dog shampoo into the palm of your hand. Gently massage the shampoo all over your dog. Do not put any shampoo into your dog's eyes.
6. Use the small bucket to rinse all of the shampoo off your dog. Do not leave any shampoo on your dog, as it may make your dog itchy.
7. Slowly pick up your dog and wrap it in a towel. Dry your dog as much as you can with the towel.
8. When your dog is dry, carefully brush your dog's hair until it is soft and fluffy.
9. Give your dog a dog treat as a reward for having a bath.

Name \_\_\_\_\_

Date \_\_\_\_\_

Read *How to Wash Your Dog* and answer questions 11-15 below.

11. Which one of the following items do you NOT need to wash your dog?

- ☐ dog shampoo
- ☐ a dog brush
- ☐ a dog treat
- ☐ a dog jumper

12. Why is it important to calmly talk to your dog while you place it in the water?

- ☐ So it does not scratch you.
- ☐ So it does not feel scared.
- ☐ So it has fun in the bath.
- ☐ So it does not splash you.

13. How should you massage the shampoo into your dog?

- ☐ slowly
- ☐ calmly
- ☐ gently
- ☐ quickly

14. The text says that you should not get any dog shampoo in your dog's

- ☐ ears.
- ☐ mouth.
- ☐ nose.
- ☐ eyes.

15. The main idea of this text is

- ☐ to teach people how to take care of dogs.
- ☐ to show people what wonderful pets dogs can be.
- ☐ to instruct people about how to wash their dogs.
- ☐ to tell a story about dogs.


# My House

Would you like to come over to my house?  
Would you like to come over and play?  
We'll have fun and adventures at my house,  
Would you like to come over today?

We could dress up as circus performers,  
As acrobats, jugglers and clowns.  
We could act like we're lions and zebras,  
And scare Mum with our animal sounds!

We could play in my big, yellow cubby-house,  
And pretend it's a castle up high.  
We'll watch over our make-believe kingdom,  
And wave when our subjects walk by.

Please, won't you come over to my house?  
Please, won't you come over and play?  
It just won't be as much fun at my house,  
If you can't come over today.





Name \_\_\_\_\_

Date \_\_\_\_\_

Read *My House* and answer questions 16-20 below.

16. Which of the following activities is NOT mentioned in the poem?

- ☐ having fun and adventures
- ☐ riding bikes
- ☐ dressing up
- ☐ playing in a cubby-house

17. *We could dress up as circus performers.*

The word *we* refers to

- ☐ the author and her friend.
- ☐ the author and her mother.

18. The author wants to pretend that her cubby-house is a

- ☐ dungeon.
- ☐ fortress.
- ☐ castle.
- ☐ spaceship.

19. *It just won't be as much fun at my house,  
If you can't come over today.*

These lines suggest that the author is

- ☐ angry.
- ☐ bored.
- ☐ happy.
- ☐ anxious.

20. The author of this text is most probably

- ☐ a little girl.
- ☐ a teenager.
- ☐ a mum.
- ☐ a teacher.

# Unit 3

# Proper Nouns

Proper nouns name special people, places and things.  
Proper nouns always start with a capital letter.

These are proper nouns:

Friday      July      Sydney      Forest Road



1 Circle **ten** proper nouns in the box below.

Doctor Miller  
house  
September  
ball  
road

nurse  
Michael  
hill  
Green Street  
Sue Roberts

umbrella  
rope  
Tom Thumb  
Friday  
hot dog

Mount White  
Australia  
cupboard  
bed  
Wednesday

2 Rewrite these proper nouns using capital letters.

- a mrs morgan → \_\_\_\_\_
- b brown street → \_\_\_\_\_
- c september → \_\_\_\_\_
- d new york → \_\_\_\_\_
- e doctor long → \_\_\_\_\_
- f south river → \_\_\_\_\_



3 Underline the **proper nouns** in these sentences.

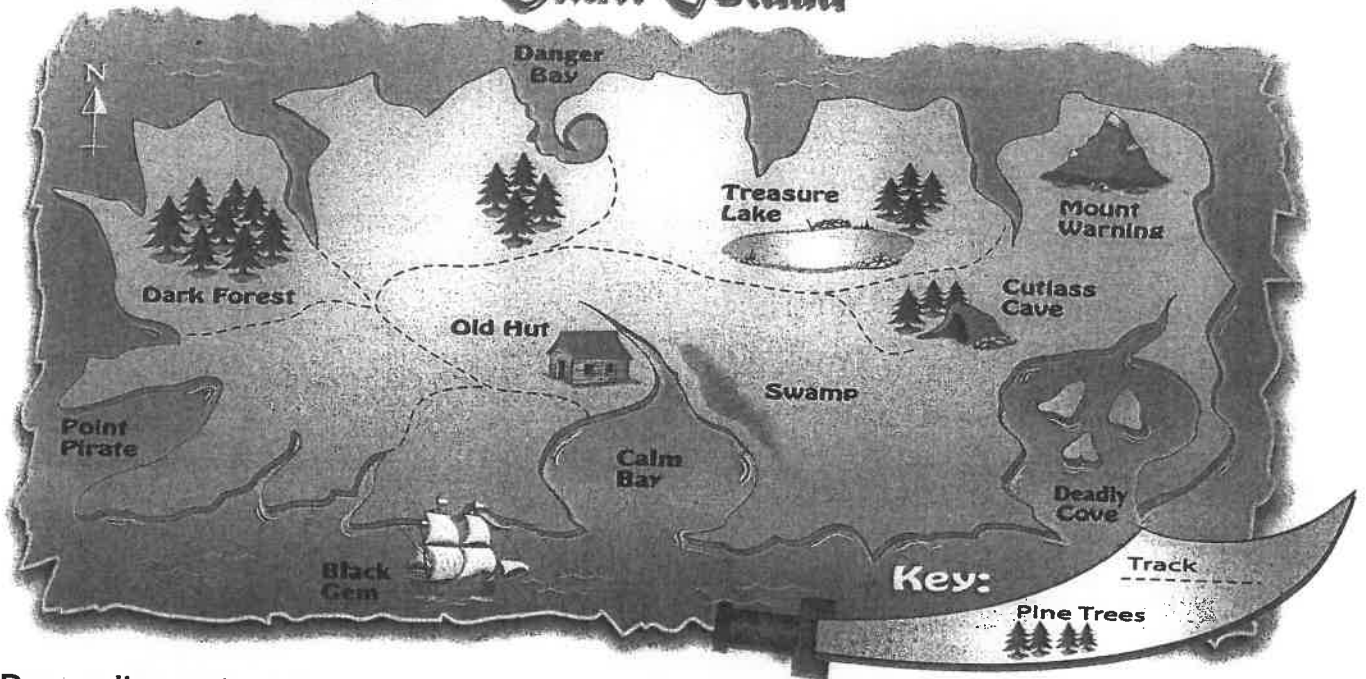
- a Mr Buchan asked the boy to sit on the chair.
- b We are going to visit Perth next week.
- c Batman is a comic superhero.
- d The Queen Mary sailed into the harbour.
- e My sister's black horse is called Storm.



4 Write a proper noun for each of the following.

- a a country \_\_\_\_\_
- b a city \_\_\_\_\_
- c a street \_\_\_\_\_
- d a girl's name \_\_\_\_\_
- e a school \_\_\_\_\_
- f a hospital \_\_\_\_\_

# Skull Island



- 5 Draw a line to join the places to the correct **proper noun**.  
The pirate map will help you.

- a a safe bay
- b a group of trees
- c a dark place
- d a pirate ship
- e a high place

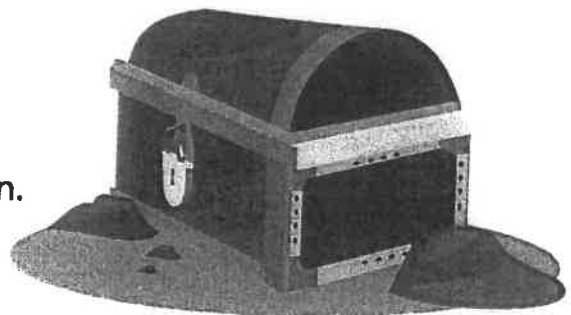
- Cutlass Cave
- Dark Forest
- Black Gem
- Mount Warning
- Calm Bay



## Pirate Letter

The treasure is buried somewhere on Skull Island.  
Sail into Calm Bay. Go ashore near the hut and  
walk along the track. At each fork always take the  
track to the right. The treasure is not out in the open.  
Captain Blood has set a trap. Take a torch.


Billy Bones



- 6 Look back at the pirate letter and treasure map.

Where is the treasure hidden? \_\_\_\_\_

- 7 Find the two pirates' names (**proper nouns**) in the letter and write them on the sword.



# Multiplication Tables

This is the order you usually learn your times tables:

2, 5, 10, 3, 4, 9, 6, 7, 8, 11, 12

You need to know these:

1. in order
2. out of order
3. related division facts

Pick an activity each day to help you learn these off by heart

Say them in order 3 times	Write them down 3 times	Pairs: Make a matching game by writing the sum on one piece of paper and the answer on the other
Say your times tables while bouncing a ball	Get a family member to test you. Challenge: do them out of order	Play hit the button <a href="https://www.topmarks.co.uk/maths-games/hit-the-button">https://www.topmarks.co.uk/maths-games/hit-the-button</a>
Sing a song with a YouTube clip of your times tables	Speed test: How quickly can you write them down correctly?	Mandala colouring sheet



# TIMES TABLES

1x

1	2	3	4	5	6	7	8	9	10	11	12
=	=	=	=	=	=	=	=	=	=	=	=
1	1	1	1	1	1	1	1	1	1	1	1
x	x	x	x	x	x	x	x	x	x	x	x
1	2	3	4	5	6	7	8	9	10	11	12

3x

3	6	9	12	15	18	21	24	27	30	33	36
=	=	=	=	=	=	=	=	=	=	=	=
3	3	3	3	3	3	3	3	3	3	3	3
x	x	x	x	x	x	x	x	x	x	x	x
1	2	3	4	5	6	7	8	9	10	11	12

4x

4	8	12	16	20	24	28	32	36	40	44	48
=	=	=	=	=	=	=	=	=	=	=	=
4	4	4	4	4	4	4	4	4	4	4	4
x	x	x	x	x	x	x	x	x	x	x	x
1	2	3	4	5	6	7	8	9	10	11	12

5x

5	10	15	20	25	30	35	40	45	50	55	60
=	=	=	=	=	=	=	=	=	=	=	=
5	5	5	5	5	5	5	5	5	5	5	5
x	x	x	x	x	x	x	x	x	x	x	x
1	2	3	4	5	6	7	8	9	10	11	12

7x

7	14	21	28	35	42	49	56	63	70	77	84
=	=	=	=	=	=	=	=	=	=	=	=
7	7	7	7	7	7	7	7	7	7	7	7
x	x	x	x	x	x	x	x	x	x	x	x
1	2	3	4	5	6	7	8	9	10	11	12

9x

9	18	27	36	45	54	63	72	81	90	99	108
=	=	=	=	=	=	=	=	=	=	=	=
9	9	9	9	9	9	9	9	9	9	9	9
x	x	x	x	x	x	x	x	x	x	x	x
1	2	3	4	5	6	7	8	9	10	11	12

10x

10	20	30	40	50	60	70	80	90	100	110	120
=	=	=	=	=	=	=	=	=	=	=	=
10	10	10	10	10	10	10	10	10	10	10	10
x	x	x	x	x	x	x	x	x	x	x	x
1	2	3	4	5	6	7	8	9	10	11	12

11x

11	22	33	44	55	66	77	88	99	110	121	132
=	=	=	=	=	=	=	=	=	=	=	=
11	11	11	11	11	11	11	11	11	11	11	11
x	x	x	x	x	x	x	x	x	x	x	x
1	2	3	4	5	6	7	8	9	10	11	12

12	24	36	48	60	72	84	96	108	120	132	144
=	=	=	=	=	=	=	=	=	=	=	=
12	12	12	12	12	12	12	12	12	12	12	12
x	x	x	x	x	x	x	x	x	x	x	x
1	2	3	4	5	6	7	8	9	10	11	12

6	12	18	24	30	36	42	48	54	60	66	72
=	=	=	=	=	=	=	=	=	=	=	=
6	6	6	6	6	6	6	6	6	6	6	6
x	x	x	x	x	x	x	x	x	x	x	x
1	2	3	4	5	6	7	8	9	10	11	12

Name: \_\_\_\_\_

Date: \_\_\_\_\_

# Number of the Day

Odd or even?

77

Sum of the digits:

Word form:

Make the number using coins and notes:

Tally marks:

10 more: \_\_\_\_\_

10 less: \_\_\_\_\_

100 more: \_\_\_\_\_

100 less: \_\_\_\_\_

1000 more: \_\_\_\_\_

1000 less: \_\_\_\_\_

Write a sum that equals your number:

=

Greater than and less than:

\_\_\_\_\_ > \_\_\_\_\_ > \_\_\_\_\_


Thousands	Hundreds	Tens	Ones



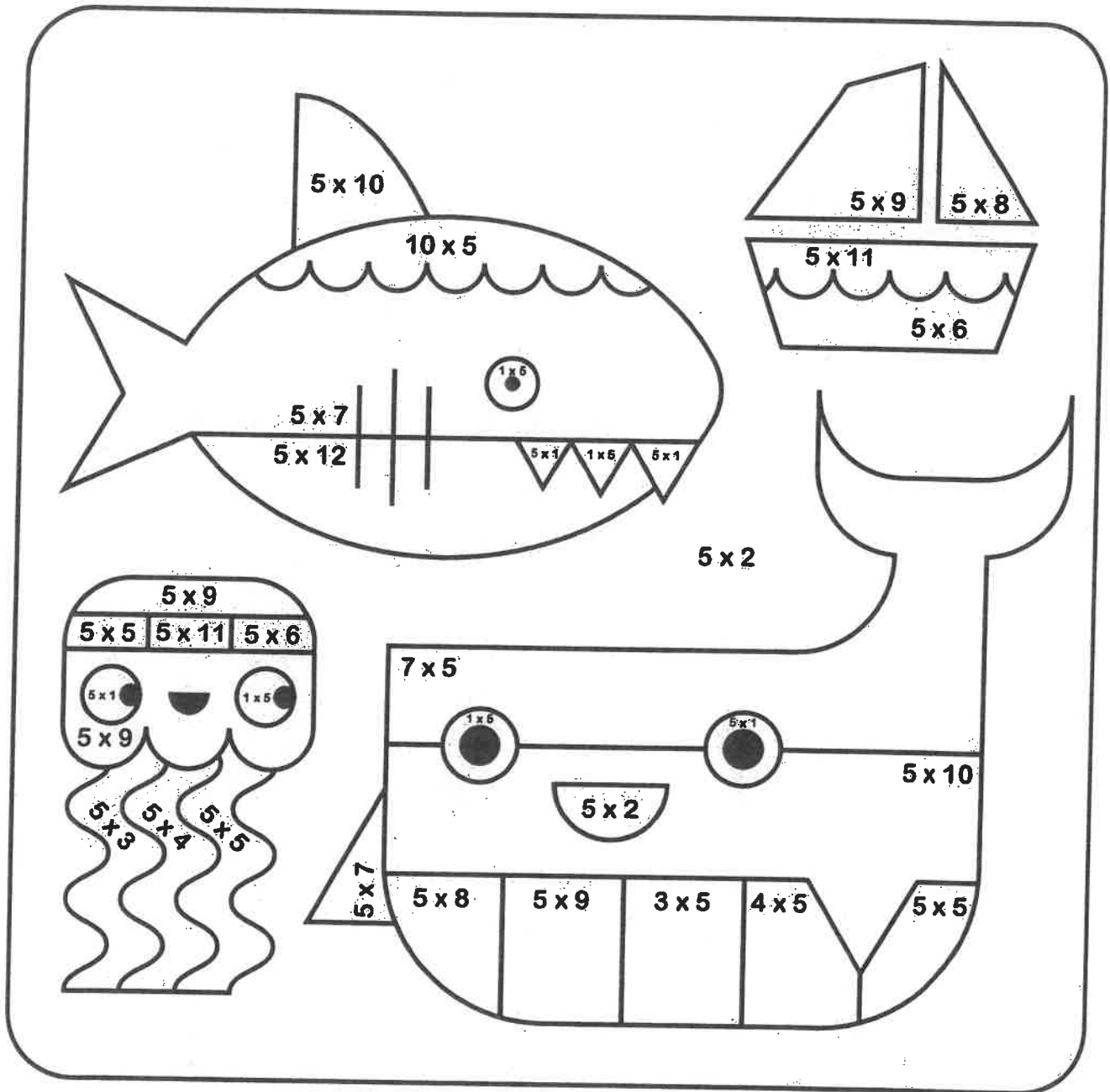
Name: \_\_\_\_\_ Date: \_\_\_\_\_



# 5 x Colour Fun!




Find the answer to the multiplication number sentence and then colour that section the corresponding colour.



- 5** white
- 10** black
- 15** red
- 20** orange


- 25** yellow
- 30** dark green
- 35** dark blue
- 40** purple

- 45** pink
- 50** light blue
- 55** light green
- 60** grey





# Mental computation practice



Apply the specified mental computation strategy.

Doubling	$7 \times 2$ Answer:	$12 \times 2$ Answer:	$5 \times 2$ Answer:	$23 \times 2$ Answer:	$11 \times 2$ Answer:
The threes	$3 \times 3$ Answer:	$6 \times 3$ Answer:	$9 \times 3$ Answer:	$7 \times 3$ Answer:	$5 \times 3$ Answer:
The fives	$4 \times 5$ Answer:	$9 \times 5$ Answer:	$7 \times 5$ Answer:	$8 \times 5$ Answer:	$1 \times 5$ Answer:
The tens	$9 \times 10$ Answer:	$4 \times 10$ Answer:	$13 \times 10$ Answer:	$22 \times 10$ Answer:	$74 \times 10$ Answer:

Apply any suitable mental computation strategy.

$3 \times 2$ Answer:	$6 \times 10$ Answer:	$4 \times 3$ Answer:	$18 \times 10$ Answer:	$2 \times 5$ Answer:
$93 \times 10$ Answer:	$4 \times 5$ Answer:	$77 \times 10$ Answer:	$25 \times 2$ Answer:	$6 \times 3$ Answer:
$25 \times 10$ Answer:	$6 \times 2$ Answer:	$15 \times 10$ Answer:	$28 \times 10$ Answer:	$1 \times 3$ Answer:
$6 \times 5$ Answer:	$89 \times 10$ Answer:	$8 \times 3$ Answer:	$14 \times 2$ Answer:	$5 \times 5$ Answer:

My class of 25 students paid \$10 each to enter the museum.  
What was the total cost?



Answer:

Anton's family took five 2 litre bottles of milk camping on the weekend.  
How many litres is that?



Answer:



# Mental computation practice



Apply the specified mental computation strategy.


Friendly chunks	$18 + 8$ Answer:	$55 + 7$ Answer:	$27 + 6$ Answer:	$135 + 8$ Answer:	$249 + 5$ Answer:
	$6 + 5 + 5$ Answer:	$8 + 5 + 2 + 5$ Answer:	$1 + 2 + 8 + 9$ Answer:	$4 + 7 + 6 + 3$ Answer:	$3 + 5 + 5 + 7$ Answer:
Friendly pairs	$333 + 10$ Answer:	$580 + 10$ Answer:	$646 + 100$ Answer:	$321 + 100$ Answer:	$960 + 100$ Answer:
	$47 + 9$ Answer:	$125 + 9$ Answer:	$772 + 19$ Answer:	$530 + 29$ Answer:	$828 + 39$ Answer:
Add 10, add 100	$30 + 50$ Answer:	$70 + 70$ Answer:	$200 + 900$ Answer:	$3000 + 3000$ Answer:	$7000 + 7000$ Answer:

Apply any suitable mental computation strategy.

$58 + 6$ Answer:	$9 + 3 + 7$ Answer:	$242 + 10$ Answer:	$88 + 9$ Answer:	$40 + 30$ Answer:
$900 + 900$ Answer:	$425 + 19$ Answer:	$339 + 8$ Answer:	$1 + 4 + 9 + 6$ Answer:	$222 + 100$ Answer:


$89 + 5$ Answer:	$6 + 4 + 5$ Answer:	$555 + 10$ Answer:	$135 + 9$ Answer:	$400 + 300$ Answer:
$6000 + 6000$ Answer:	$234 + 39$ Answer:	$528 + 7$ Answer:	$2 + 5 + 5 + 8$ Answer:	$131 + 100$ Answer:

When Max bought a new TV for \$516 he also bought an antenna cable for \$19. What was the total Max paid?



Answer:

Mum usually buys 400 grams of barbecue sausages. This week she added an extra 500 grams for guests at the barbecue. What is the total weight of the sausages?



Answer:

# CHICKEN TAKEAWAY



## CLUCKY'S CHICKEN



Chicken burger .....	\$4.50	Small chips .....	\$2.50
Chicken & cheese burger ...	\$5.00	Large chips .....	\$3.00
Chicken & bacon burger .....	\$5.50	Small drink .....	\$1.50
Chicken & chips .....	\$6.00	Large drink .....	\$2.50

How much money did the people spend at the takeaway shop?

1.

Liam ordered ...

1 chicken burger

1 large chips

1 small drink

Amount spent: .....

2.

Rosanna ordered ...

1 chicken & chips

2 chicken & bacon burgers

3 large drinks

Amount spent: .....

How much money did the following people spend and how much change did they receive from \$50?

3.

Kayla ordered ...

2 chicken & bacon burgers

1 large chips

2 large drinks

Amount spent: .....

Change: .....

4.

Salam ordered ...

3 chicken & chips

2 chicken & cheese burgers

5 small drinks

Amount spent: .....

Change: .....

5.

Julian ordered ...

3 chicken burgers

3 large chips

3 large drinks

Amount spent: .....

Change: .....

6.

Danny ordered ...

2 chicken & bacon burgers

2 chicken & cheese burgers

4 large drinks

Amount spent: .....

Change: .....

7. Who spent the most? .....



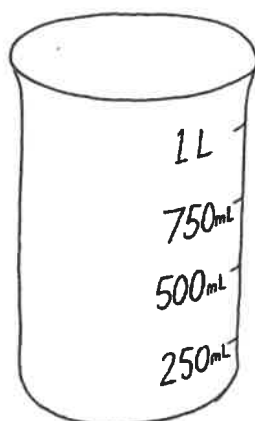
Name \_\_\_\_\_

Date \_\_\_\_\_

# 1 LITRE

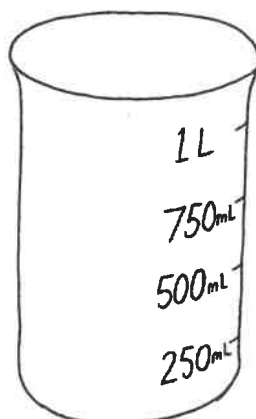
- 1 Colour the measuring cups to match the amounts below.

a



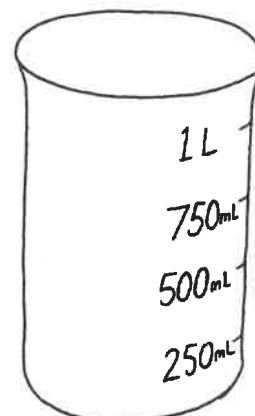
1 litre

b



500mL

c



250mL

- 2 Do the containers below hold about 1 litre, less than 1 litre or more than 1 litre? Use a litre cup to check your results. Tick the correct box.

Container	Less than 1 litre	About 1 Litre	More than 1 Litre
a large bowl			
b large ice-cream container			
c lunch box			
d teacup			
e bucket			
f saucepan			
g eggcup			
h frying pan			
i small milk carton			

**Outcomes** • Estimates, compares, measures and records the capacity of containers to the nearest litre.  
• Recognises the need for units smaller than a litre.

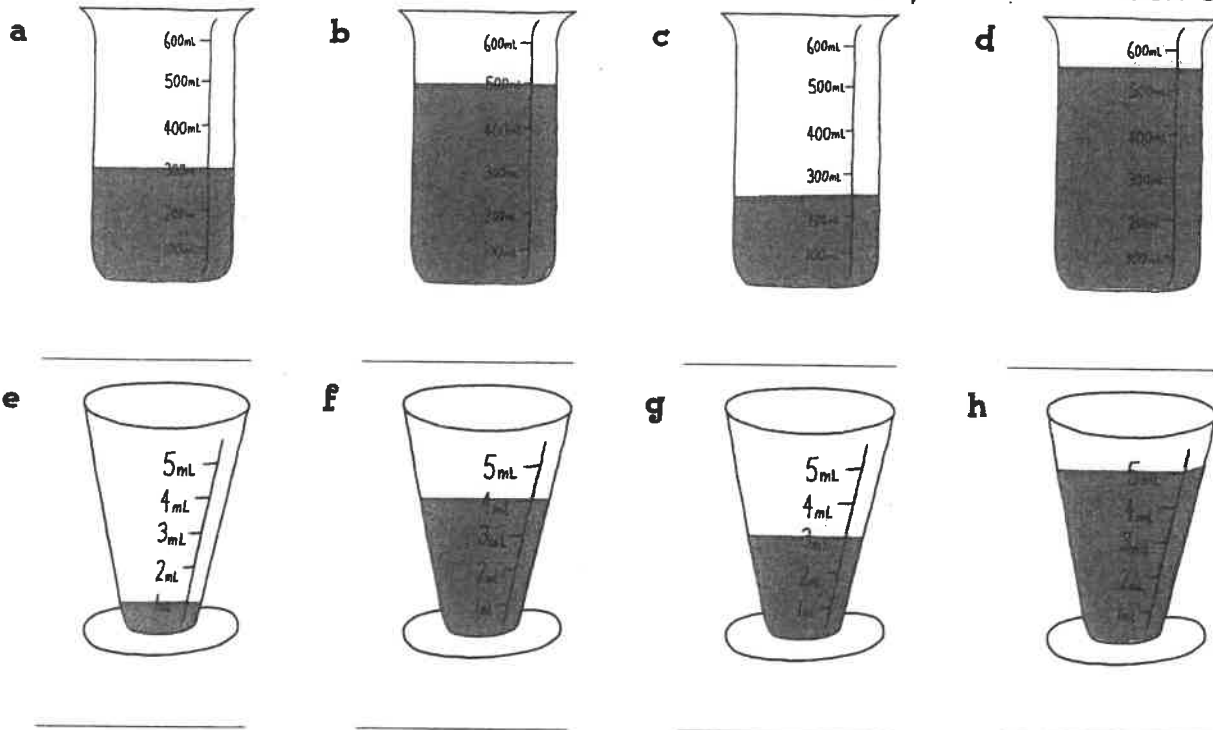
© Blake Education Targeting Maths. This page may be reproduced for classroom use.

Name \_\_\_\_\_  
Date \_\_\_\_\_

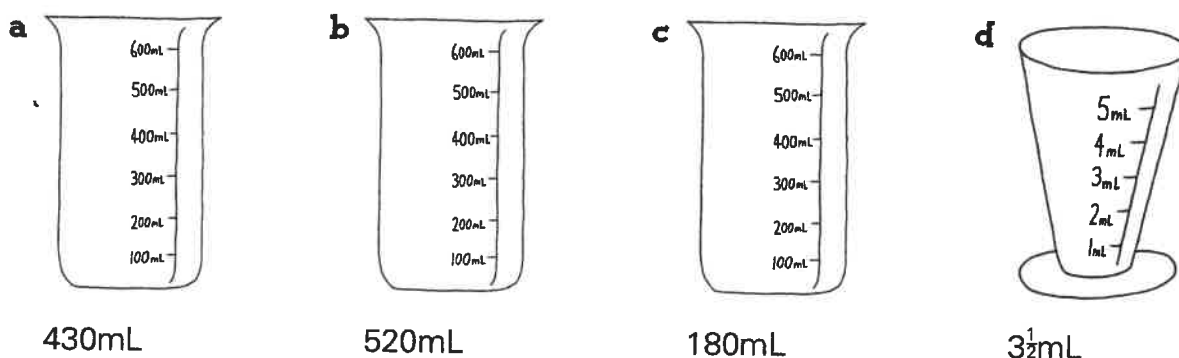
# MEASURING CUPS



1 Look at the measuring containers and write how many mL are in each one.



2 Colour the measuring containers to show the given amount.



- 3
- a** If Penny had to take 20mL of medicine each day for 10 days how many mL did she take altogether?  
\_\_\_\_\_
  - b** If 420mL were poured out of a 1 litre container, how much would be left?  
\_\_\_\_\_
  - c** 3 containers were filled with water. Each container held 2L 250mL. How much water was needed altogether?  
\_\_\_\_\_



# All Families Should Own a Pet

## Reasons For

- Owning a pet teaches children to be more responsible.
- Owning a pet helps to reduce loneliness and stress.
- People who own pets are healthier than people who do not.
- Sharing the care of a pet brings families closer together.
- Caring for a pet teaches children how to be loving and affectionate to others.

## Reasons Against

- Some families do not have enough money to properly care for a pet.
- Some families do not have enough time to properly care for a pet.
- Some people do not like animals, or may be allergic to them.
- Some pets have diseases which they can pass on to humans.
- Animals do not belong in people's homes; they belong in the wild.



Name \_\_\_\_\_

Date \_\_\_\_\_

## Persuasive Text – Scaffold

Title \_\_\_\_\_

Opening statement (State your **opinion** about the topic of the text).

---

---

Reason 1 (State your first **reason** and provide an **example** to support it).

---

---

---

---

Reason 2 (State your second **reason** and provide an **example** to support it).

---

---

---

---

Reason 3 (State your third **reason** and provide an **example** to support it).

---

---

---

---

Concluding statement (Restate your **opinion** about the topic of the text).

---



---



# Baseline joins to tall letters



Take the diagonal join to the top of the tall letter.



pencil

uk at el nt il ak ib nt mb ut

ball point pencil comb front make plate



## BALLPOINT PEN



A ballpoint pen is often called a biro. This is because

it was invented by Hungarian brothers Lázló and Georg

Biro. The Biro brothers created a pen with a one

millimetre diameter ball bearing tip which revolved as it

# Baseline joins to tall letters

moved across the page. When ballpoint pens were released

in the United States in 1945, 8000 were sold on the

first day. The first ballpoint pens were expensive.

However, a French company called Bic produced a cheap

throwaway pen in 1953. Bic pens could draw a line

3½ km long before they ran out of ink. These days Bic

sell 14 million pens daily.



3

## Broken Toe

"Ouch My toe!" cried william as he droped the packaig on his foot

"be carefull with that!" exclaimed his mother.

"That package has valuables in it."

"But I think I broke my toe!" yelled william



Find 3 spelling mistakes.  
Add 3 capital letters, 2 full stops and 1 exclamation mark.

 teachstarter

4


## The Golden Ticket

"Ive won! i've won!" screamed Charlie as he entred his house.

Grandpa joe looked shocked. "I cant beleive youve won the last ticket to Wonka's factory!" he said with suprise.

"Will you come with me" charlie asked.

"Of course!" exclaimed Grandpa Joe.


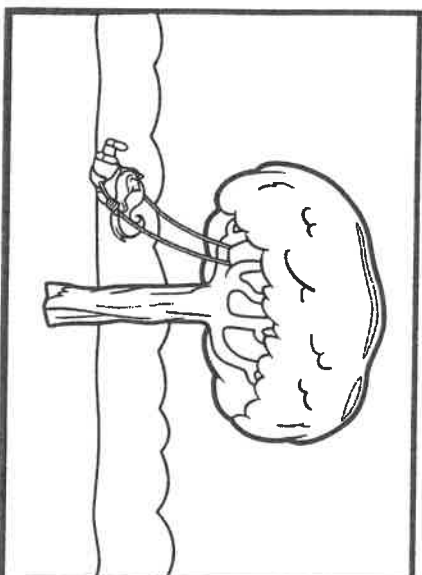
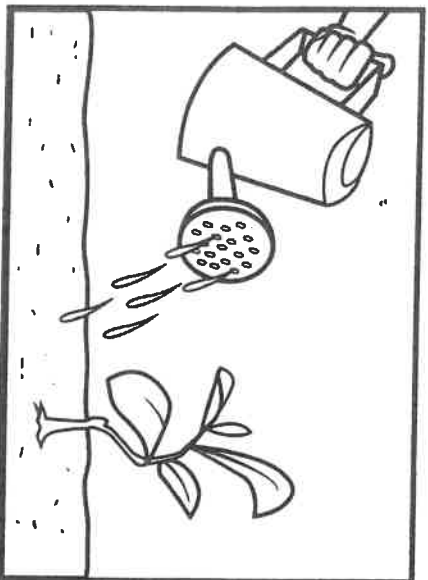


Find 3 spelling mistakes.  
Add 3 capital letters, 1 question mark and 3 apostrophes of contraction.

 teachstarter

Give this your own title: \_\_\_\_\_

Infer from the whole comic strip what is happening in each cell. Add a description and draw your own picture in the last cell.





Name: \_\_\_\_\_

Date: \_\_\_\_\_

# Man-Made vs Natural Materials

Find as many different materials as you can around the classroom. Classify them in the table below as man-made or natural materials. Draw the item that you found using a labelled diagram.

Man-Made Materials	Natural Materials

Write a paragraph summarising what the story is about without giving away the ending.

**PORTRAIT**

**Favourite Character:**

Based on book / movie

teachstarter


**SUMMARY**

teachstarter

glue behind

glue

The worksheet is a trapezoidal shape with a dashed vertical line down the center. On the right side, there is a large empty oval for a portrait. Above it is a small rectangular box with the text 'Favourite Character:' and 'Based on book / movie'. Below the oval is a row of vertical lines. At the bottom right, the word 'PORTRAIT' is written in large, bold, block letters. On the left side, there is a large rectangular area with horizontal lines for writing a summary. Below this area is a row of vertical lines. At the bottom left, the word 'SUMMARY' is written in large, bold, block letters. The top of the worksheet has a dashed line and a small rectangular box with the text 'teachstarter'. There are two pairs of scissors at the top corners, indicating where to cut. An arrow points to the top right corner with the text 'glue behind', and another arrow points to the top left corner with the text 'glue'.



# Facts About Italy

## Where in the world is Italy?


Italy is a country in the south-east of Europe. It has borders with four other countries: France, Switzerland, Austria and Slovenia.

Italy is easy to spot on a map because it is shaped like a high-heeled boot. The boot looks like it is kicking a ball which is actually one of Italy's 350 islands, Sicily. Italy has a very long coastline (4722 miles long) and sits within the Mediterranean Sea. The Italian Alps are in the north of the country and, believe it or not, there are three volcanoes in the south: Vesuvius, Etna and Stromboli. Vesuvius famously erupted in AD 79 causing devastating death and destruction to nearby cities.



## Did You Know...?

The colours of the Italian flag represent three different virtues:



green = hope

white = faith

red = charity

## What Is the Weather Like in Italy?

Most people consider Italy to be a hot summer holiday destination, although there are also popular ski resorts in the mountainous regions in the north. Central Italy has a milder climate with similar temperatures all year round. Southern Italy has very hot summers and mild winters and as a result, more than 52 million tourists visit Italy each year.



## Facts About Italy

### What Is the Capital City of Italy?

The capital city of Italy is Rome. Rome is known as the 'Eternal City' and has a population of 2.9 million people. It was founded in 753 BC by Romulus and is famous for the Roman Colosseum and other ancient buildings.



### Facts about Italy

- Italy's nickname is 'bel paese' which means 'beautiful country' in Italian.
- Mont Blanc is the highest peak in Italy, measuring 4807m high.
- The majority of Italians are Christians and 90% of the population are Roman Catholic.
- Italy's longest river is the River Po and is 405 miles long.

# Questions

1. Where is Italy? Tick **one**.

- ☐ south-west Europe
- ☐ north-east Europe
- ☐ south-east Europe
- ☐ north-west Europe

2. What is Italy shaped like?

---

3. How long is the Italian coastline? Tick **one**.

- ☐ 350 miles
- ☐ 4722 miles
- ☐ 4807 miles
- ☐ 79 miles

4. Why is Vesuvius a famous volcano? Explain your answer fully.

---



---



---

5. **Find and copy** a word that shows that there are **lots of hills and mountains in the north of Italy**.

---

6. Draw lines to match the facts about Italy.

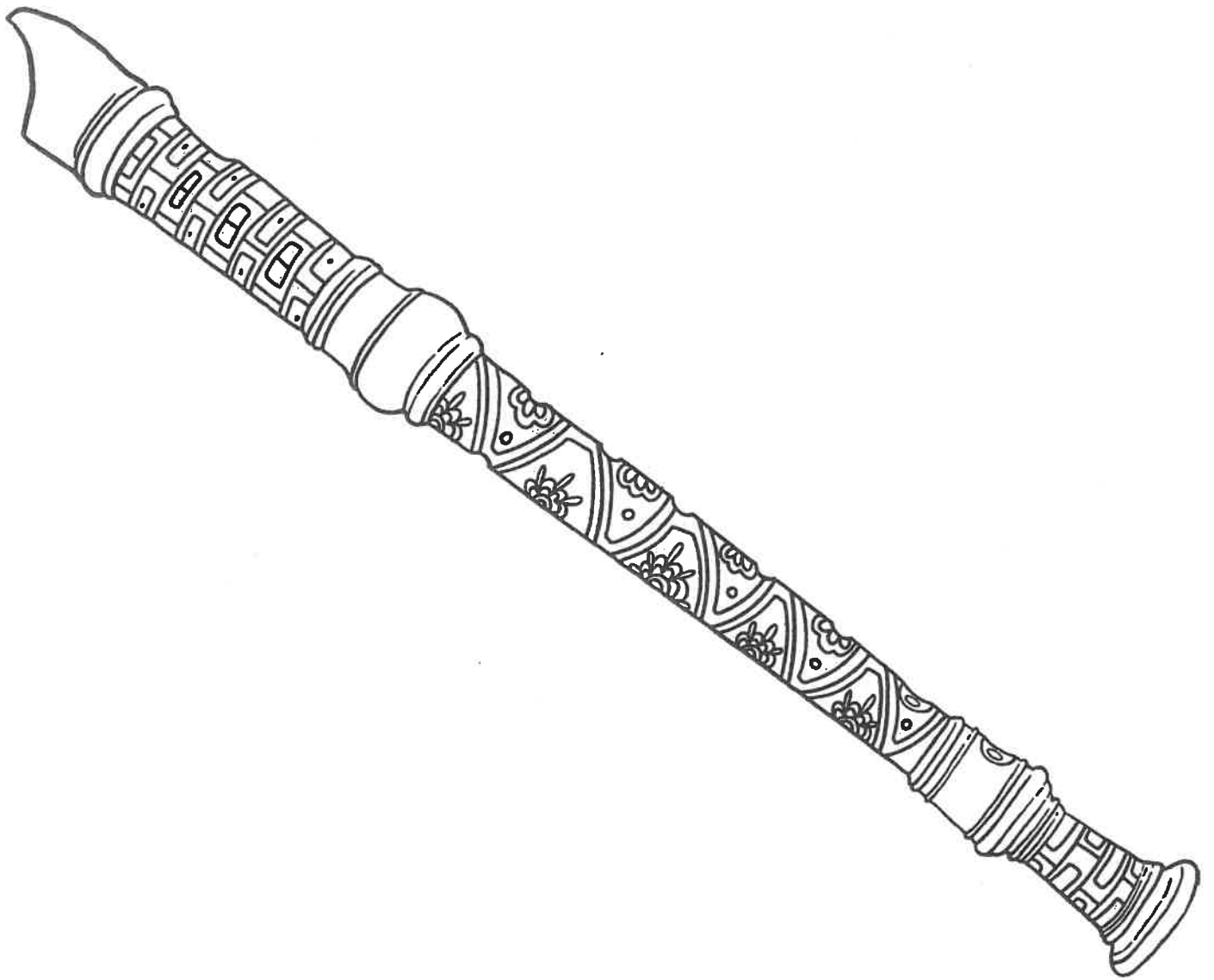
Bel paese means...	•
Rome was founded by...	•
The highest peak in Italy is...	•
'Eternal City' is another name for...	•

•	Mont Blanc.
•	Rome.
•	beautiful country.
•	Romulus.

7. How long is the River Po? Tick **one**.

- ☐ 753 miles
- ☐ 405 feet
- ☐ 4807 miles
- ☐ 405 miles





# Broken Pencil

## Participants

Individual students, pairs or small groups (depending on resources)

## Materials

- 1 x pencil
- 1 x glass of water (approximately three-quarters full)

## Procedure


1. Stand the pencil up in front of the glass of water. Draw a picture or take a photo of what you observe.
2. Stand the pencil up behind the glass. Draw a picture or take a photo of what you observe.
3. Put the pencil in the glass of water. Draw a picture or take a photo of what you observe.

## Keep Safe

Report any spills to the teacher.

## Think

Explain why the pencil's appearance changes depending on where it is positioned in relation to the glass.



## Which Way?

### Participants

Individual students, pairs or small groups (depending on resources)

### Materials

1 x tall glass of water (half full)

### Procedure


1. Hold the black arrow behind the empty half of the glass. Keep the card about half a forearm's length behind the glass. Draw a picture or take a photo of what you observe.
2. Move the arrow so that it is now behind the water. Draw a picture or take a photo of what you observe. If the image is hard to focus on, close one of your eyes.
3. Move the arrow slowly up and down between the filled and empty part of the glass and try to observe the change in the image as it happens. Describe the changes to the image.

### Keep Safe

Report any spills to the teacher.

### Think

How does this activity prove that light travels in straight lines?



# Changing Patterns

## Participants

Individual students, pairs or small groups (depending on resources)

## Materials

1 x clear glass/bottle of water (full)

## Procedure


1. Hold the striped pattern behind the bottle of water, keeping the card right up against it. Draw a picture or take a photo of what you observe.
2. Slowly move the card backwards and observe what happens to the pattern. If the image becomes hard to focus on, close one of your eyes.
3. Photograph, draw or note two more changes to the pattern. Move the card backwards and forwards to capture the best images.

## Keep Safe

Report any spills to the teacher.

## Think

How does this activity prove that light travels in straight lines?



# Make Your Own Rainbow

## Participants

Individual students, pairs or small groups (depending on resources)

## Materials

- 1 x glass of water (half full)
- 1 x light source e.g. the sun, torch, lamp
- 1 x white sheet of paper

## Procedure

1. Place the sheet of white paper on a desk or on a stable, flat surface. If using sunlight as the light source, place the paper in a position where the sun will shine on it.
2. Place the glass of water on the sheet of paper so that the light source shines through the water and onto the paper.
3. If a rainbow doesn't appear, move the light source around or slowly raise and lower the glass of water until a rainbow appears on the paper.
4. Draw a picture or take a photo to record your results.

## Keep Safe

If using sunlight, do not look directly into the sun. Remember to wear sun-safe clothing if working outside.

## Think

The acronym ROYGBIV is associated with rainbows. What could these letters represent?

