


Year 5

Work Package 1

Term 2, 2020 - Weeks 1-3



Merriwa Primary School



Merriwa Primary School

Daily Learning Routine

Term 2
Week 1

Year 5 and 6

	Monday	Tuesday	Wednesday	Thursday	Friday
Brain Break - eg. Breathing exercise, stretches, core practice					
9.00 - 9.30	FITNESS : jog around block	FITNESS : obstacle course	FITNESS : Music and dance	FITNESS : ball game	FITNESS : scooter/ride
	Spelling Word Work	Spelling Word Work	Spelling Word Work	Spelling Word Work	Spelling Word Work
9.30 - 10.00	Reading comprehension	Reading comprehension	Grammar	Reading comprehension	Reading: Book Review
Snack and Brain Break - eg. Breathing exercise, yoga moves, outdoor stretches, core practice, dance					
10.30 - 11.00	Times Tables Grid	Times Tables Grid	Times Tables Grid	Times Tables Grid	Times Tables Grid
11.00 - 11.30	Maths	Maths	Maths	Maths	Maths
Lunch and Brain Break - eg. Breathing exercise, yoga moves, outdoor stretches, core practice, dance					
12.00 - 12.30	Read for pleasure Own book or Lexile eBook	Read for pleasure Own book or Lexile eBook	Read for pleasure Own book or Lexile eBook	Read for pleasure Own book or Lexile eBook	Read for pleasure Own book or Lexile eBook
12.30 - 1.00	WRITING Diary writing	WRITING Write based on prompt	WRITING Handwriting	WRITING Editing	WRITING Comic Strip
1:00-1:30	SCIENCE	ITALIAN	PE Get active	HASS	MUSIC Practice recorder Make up dance routine to favourite song

Spelling Work Grid

Use your weekly spelling word list to complete one of these activities each day.

Write the date you completed each activity on the line provided.

Syllable Words Group your spelling words according to the number of syllables. Date: _____	Working Out Words Group your spelling words into nouns, adjectives, verbs, adverbs etc. Date: _____	Spelling Search Search for spelling words or words within words in your class novel/book you are currently reading. Date: _____	Rhyming Wheels Write down of as many word as you can that rhyme with your spelling words Date: _____
Alliteration Write a sentence for each of your spelling words using as much alliteration as possible. Date: _____	Define It! Use a dictionary to find the definition and write a sentence for each of your spelling words. Date: _____	Sentence Smart Write a sentence for each of your spelling words. Date: _____	Handwriting Hero Write out your spelling words in your very best cursive handwriting. Date: _____
Scrambled Write each of your spelling words, jumbled up, on the left side of your page. Swap with a partner and see if they can unscramble each of the words and write the correct word on the right side of the sheet. Date: _____	Texting Words Translate your spelling words into numbers using the phone keypad on the Texting Words Worksheet. Write the number that represents each word. Date: _____	Look, Cover, Write, Check Look at each word, cover it up and write it down. Then check it is correct. Date: _____	Word Search Create your own word search using all the words on your spelling list. Date: _____

Texting Words


1	2 a b c	3 d e f
4 g h i	5 j k l	6 m n o
7 p q r s	8 t u v	9 w x y z

T e x t i n g

$$8+3+9+8+4+6+4 = 42$$

Spelling Word List

	Look, cover, write, check	Look, cover, write, check
stuck		
fence		
race		
right		
their		
they're		
there		
motor		
spend		
water		



**HEALTHY MIND,
HEALTHY BODY**
Find Your Sport

Are you going
to come out
and play a
game with us?

I hate sports. I find
them boring. Plus, I
am never any good
at sports!

Not all sports are for everyone,
but that doesn't mean you can't
find the right sport for you!



Sports are so
competitive. It's
too much pressure!

Not all sports are as
competitive as rugby,
hockey or basketball.
Have you ever tried...


kayaking or
paddleboarding?

How about kung fu?

Kickball can be low-key,
but it's great exercise!




Ballet is surprisingly good for physical fitness.



Mindful meditation and yoga can improve your balance and help you remain calm and focused.



Or what about trying rock-climbing or abseiling?




As important as it is to be healthy and active, it is equally important to do something you really enjoy. Try lots of different activities, because you never know what you might like.



Those activities sound really fun. I don't think I would feel as much pressure doing those things as when I play competitive games. What is your favourite sport?



Well, secretly I love to...



Name: _____

Date: _____

Healthy Mind, Healthy Body: Find Your Sport

Questions

1. What sorts of sports, games or activities do you like to do?

2. What do you think the boy in the story's reaction is to being exposed to different sports?

3. How would you describe the differences between the two main characters?

4. Why do you think the boy said he hated sports?

5. What sorts of activities do you think the boy would be into?

6. What sports or activities would you advise for the boy in the comic? Why?

7. Which one of these sports would you most like to do or try? Why?

8. What purpose did the author have for creating this comic?




Turtles

Turtles are reptiles. They are cold-blooded, so they need sunlight to keep them warm and active.

Turtles have a hard shell on their back. This protects them from their enemies. Some turtles can even hide their heads inside their shells if they are being attacked!

Turtles lay their eggs on land. Some turtles lay their eggs in sand, then leave the eggs to hatch on their own. When they hatch, the baby turtles scramble down into the water. They have to be quick so that they don't get eaten by larger animals.

Most turtles eat plants that grow in the water. Some turtles also like to eat meat. These turtles eat small insects, snails and worms.



Name _____

Date _____

Read *Turtles* and answer questions 6-10 below.

6. Turtles are

- ☐ amphibians.
- ☐ mammals.
- ☐ reptiles.
- ☐ fish.

7. Why do turtles have a hard shell on their back?

- ☐ Because it keeps them cool.
- ☐ Because it protects them from their enemies.
- ☐ Because it helps them to attack other animals.
- ☐ Because it protects them from sunlight.

8. *They have to be quick so that they don't get eaten by larger animals.*

The word *they* refers to

- ☐ the eggs.
- ☐ the mother turtles.
- ☐ the baby turtles.
- ☐ the sand.

9. Which of the following statements is NOT true?

- ☐ Turtles lay their eggs in the water.
- ☐ Turtle eggs are left on their own to hatch.
- ☐ Baby turtles scramble back to the water once they hatch.
- ☐ Baby turtles are in danger of being eaten by larger animals.

10. What could another title for this text be?


- ☐ An interesting reptile
- ☐ Animals from around the world
- ☐ All about baby turtles
- ☐ Living in the sea



Unit 1

Common Nouns

NOUNS Nouns are naming words.
Common nouns name people, places and things.
These are common nouns: boy, hill, book.



roof	clouds
trees	dog
cat	pony
windows	man
hat	overalls
path	shoes
chickens	shirt
hair	cow
grass	house
barn	sky
sun	

- 1 Put a cross on seven common nouns in the picture then write them below.
The words in the box may help you.





_____	_____	_____
_____	_____	_____

- 2 Choose the correct **common noun** from the box to complete these sentences.

sword	classroom
flags	boat
bird	tree
bag	hat

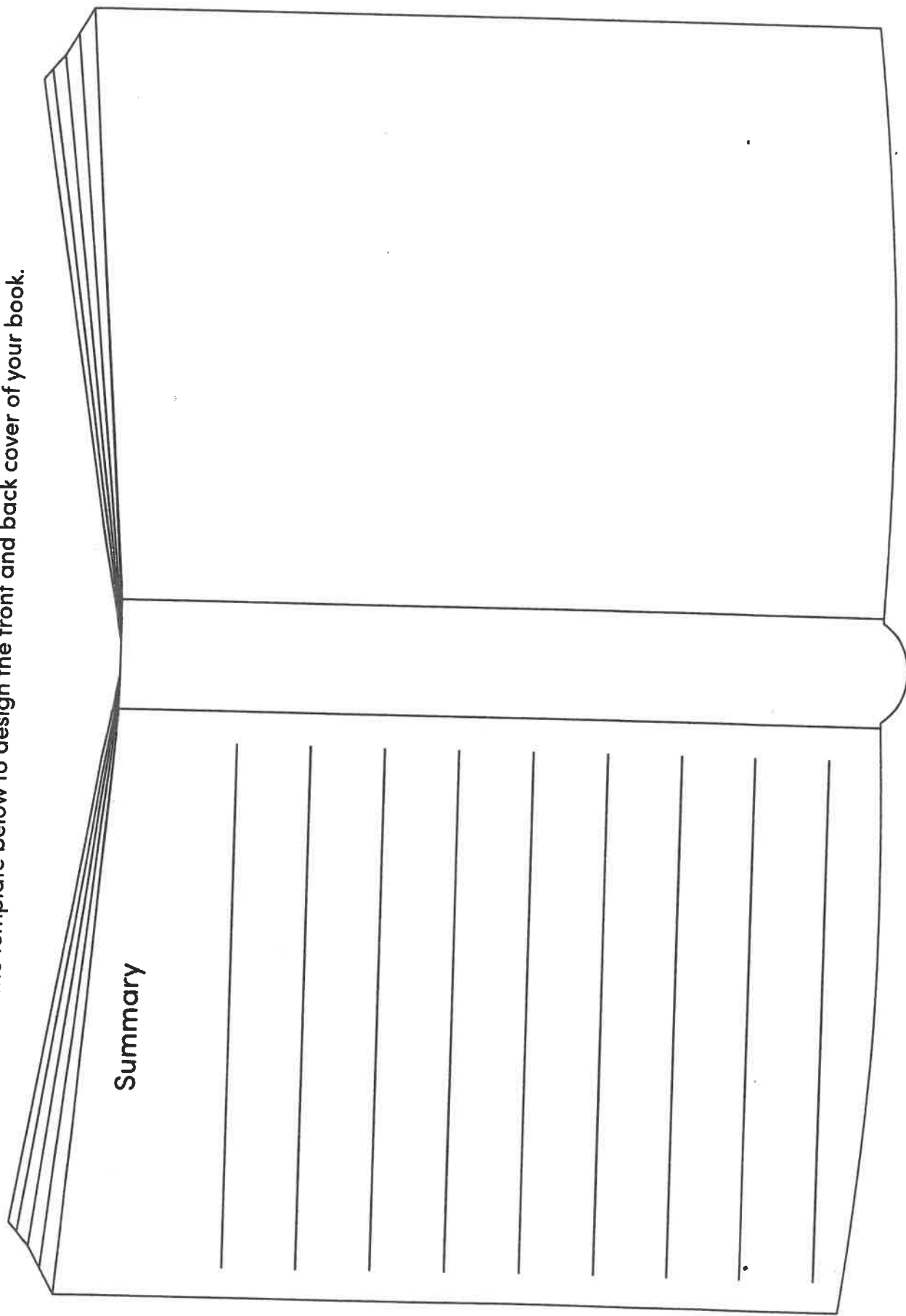
- a The sailor is rowing the _____.
- b The pupils sat in the _____.
- c Put the _____ on your head.
- d The pirate has a sharp _____.
- e The _____ flew up into the tree.
- f The woman put the oranges in a _____.

- 3 Use the pictures to unjumble the **common nouns**. Write the answers below.

			
l a b l	l n e a p	o k o s b	l b a l m u e r
a	b	c	d

DESIGN YOUR OWN BOOK COVER

Use the template below to design the front and back cover of your book.



Multiplication Tables

This is the order you usually learn you times tables:

2, 5, 10, 3, 4, 9, 6, 7, 8, 11, 12

You need to know these:

1. in order
2. out of order
3. related division facts

Pick an activity each day to help you learn these off by heart

Say them in order 3 times	Write them down 3 times	Pairs: Make a matching game by writing the sum on one piece of paper and the answer on the other
Say your times tables while bouncing a ball	Get a family member to test you. Challenge: do them out of order	Play hit the button https://www.topmarks.co.uk/maths-games/hit-the-button
Sing a long with a you tube clip of your times tables	Speed test: How quickly can you write them down correctly?	

TIMES TABLES

1x

1	2	3	4	5	6	7	8	9	10	11	12
=	=	=	=	=	=	=	=	=	=	=	=
1	1	1	1	1	1	1	1	1	1	1	1
x	x	x	x	x	x	x	x	x	x	x	x
1	2	3	4	5	6	7	8	9	10	11	12

3x

3	6	9	12	15	18	21	24	27	30	33	36
=	=	=	=	=	=	=	=	=	=	=	=
3	3	3	3	3	3	3	3	3	3	3	3
x	x	x	x	x	x	x	x	x	x	x	x
1	2	3	4	5	6	7	8	9	10	11	12

4x

4	8	12	16	20	24	28	32	36	40	44	48
=	=	=	=	=	=	=	=	=	=	=	=
4	4	4	4	4	4	4	4	4	4	4	4
x	x	x	x	x	x	x	x	x	x	x	x
1	2	3	4	5	6	7	8	9	10	11	12

5x

5	10	15	20	25	30	35	40	45	50	55	60
=	=	=	=	=	=	=	=	=	=	=	=
5	5	5	5	5	5	5	5	5	5	5	5
x	x	x	x	x	x	x	x	x	x	x	x
1	2	3	4	5	6	7	8	9	10	11	12

7x

7	14	21	28	35	42	49	56	63	70	77	84
=	=	=	=	=	=	=	=	=	=	=	=
7	7	7	7	7	7	7	7	7	7	7	7
x	x	x	x	x	x	x	x	x	x	x	x
1	2	3	4	5	6	7	8	9	10	11	12

9x

9	18	27	36	45	54	63	72	81	90	99	108
=	=	=	=	=	=	=	=	=	=	=	=
9	9	9	9	9	9	9	9	9	9	9	9
x	x	x	x	x	x	x	x	x	x	x	x
1	2	3	4	5	6	7	8	9	10	11	12

10x

10	20	30	40	50	60	70	80	90	100	110	120
=	=	=	=	=	=	=	=	=	=	=	=
10	10	10	10	10	10	10	10	10	10	10	10
x	x	x	x	x	x	x	x	x	x	x	x
1	2	3	4	5	6	7	8	9	10	11	12

11x

11	22	33	44	55	66	77	88	99	110	121	132
=	=	=	=	=	=	=	=	=	=	=	=
11	11	11	11	11	11	11	11	11	11	11	11
x	x	x	x	x	x	x	x	x	x	x	x
1	2	3	4	5	6	7	8	9	10	11	12

12	24	36	48	60	72	84	96	108	120	132	144
=	=	=	=	=	=	=	=	=	=	=	=
12	12	12	12	12	12	12	12	12	12	12	12
x	x	x	x	x	x	x	x	x	x	x	x
1	2	3	4	5	6	7	8	9	10	11	12

6	12	18	24	30	36	42	48	54	60	66	72
=	=	=	=	=	=	=	=	=	=	=	=
6	6	6	6	6	6	6	6	6	6	6	6
x	x	x	x	x	x	x	x	x	x	x	x
1	2	3	4	5	6	7	8	9	10	11	12

Name: _____

Date: _____

Number of the Day

Odd or even?

63

Sum of the digits:

Word form:

Make the number using coins and notes:

Tally marks:

10 more: _____

10 less: _____

100 more: _____

100 less: _____

1000 more: _____

1000 less: _____

Write a sum that equals your number:

=

Greater than and less than:

_____ > _____ > _____

Thousands	Hundreds	Tens	Ones

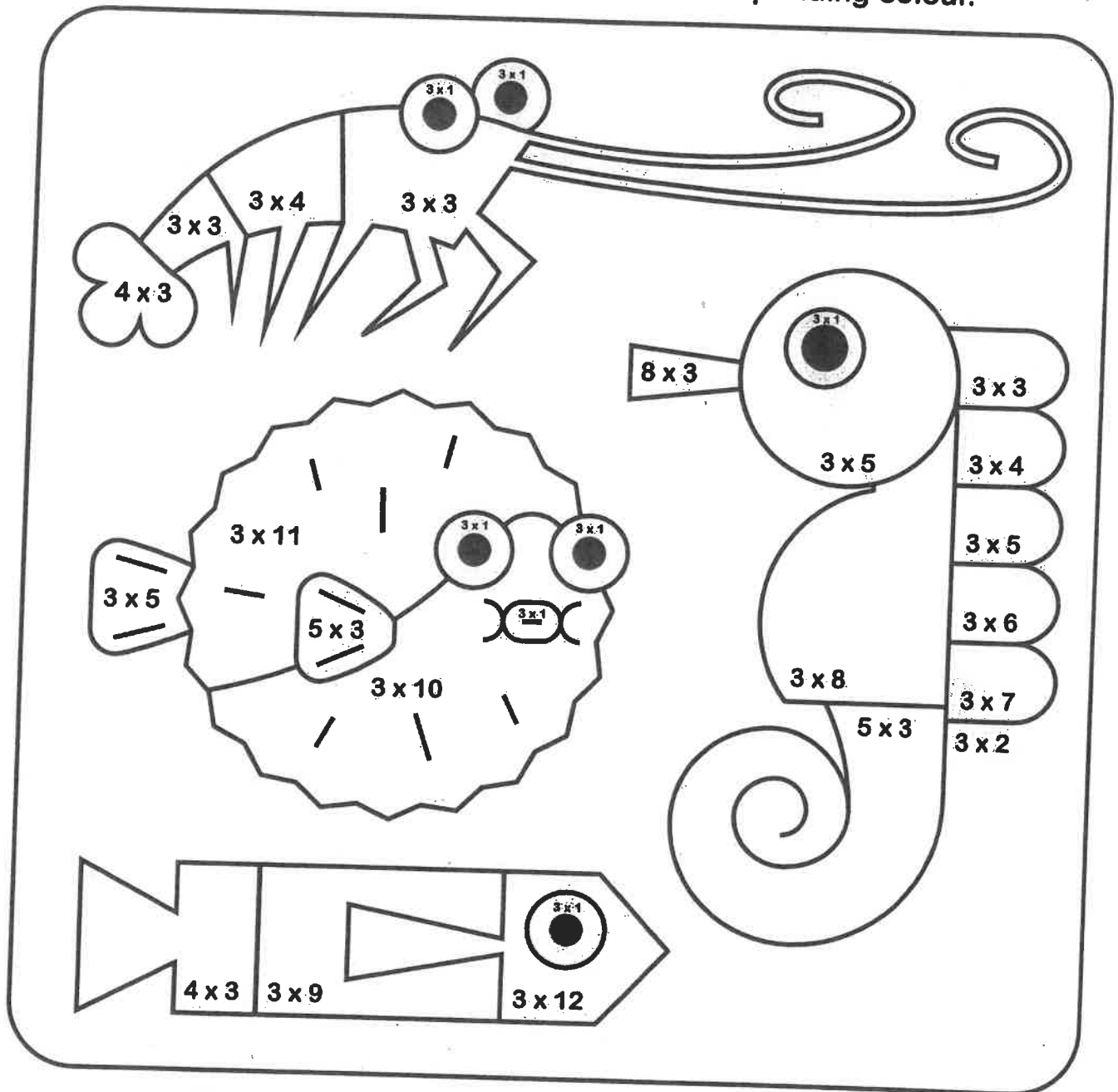
Name: _____ Date: _____

7 x 3

3 x Colour Fun!

Find the answer to the multiplication number sentence and then colour that section the corresponding colour.

10 x 3



3 white

6 black

9 red

12 orange

15 yellow

18 dark green

21 dark blue

24 purple

27 pink

30 light blue

33 light green

36 brown

11 x 3

6 x 3

Easter Addition Mosaic

Addition to 20

Solve the maths problems to reveal the hidden picture. Each answer has a special colour:

20 = brown

15 = blue

10 = pink

5 = green

2 = yellow

$5 + 10$	$15 + 0$	$10 + 5$	$10 + 10$	$5 + 15$	$6 + 14$	$5 + 10$	$8 + 7$	$4 + 11$
$9 + 6$	$8 + 7$	$7 + 13$	$4 + 11$	$3 + 12$	$8 + 7$	$8 + 12$	$10 + 5$	$3 + 12$
$4 + 11$	$15 + 5$	$3 + 12$	$2 + 13$	$9 + 6$	$15 + 0$	$14 + 1$	$18 + 2$	$9 + 6$
$3 + 12$	$20 + 0$	$14 + 1$	$10 + 5$	$1 + 1$	$0 + 2$	$3 + 12$	$10 + 10$	$8 + 7$
$10 + 5$	$8 + 12$	$5 + 5$	$4 + 6$	$2 + 0$	$2 + 3$	$1 + 4$	$7 + 13$	$14 + 1$
$5 + 10$	$18 + 2$	$3 + 7$	$9 + 1$	$1 + 1$	$5 + 0$	$3 + 2$	$6 + 14$	$15 + 0$
$5 + 15$	$20 + 0$	$16 + 4$	$18 + 2$	$5 + 15$	$13 + 7$	$16 + 4$	$20 + 0$	$8 + 12$
$7 + 13$	$16 + 4$	$6 + 14$	$7 + 13$	$10 + 10$	$8 + 12$	$5 + 15$	$16 + 4$	$13 + 7$
$9 + 6$	$12 + 8$	$13 + 7$	$16 + 4$	$20 + 0$	$16 + 4$	$8 + 12$	$6 + 14$	$3 + 12$
$8 + 7$	$15 + 0$	$8 + 12$	$12 + 8$	$15 + 5$	$7 + 13$	$13 + 7$	$9 + 6$	$4 + 11$



Name _____

Date _____

ROUNDING OFF

1 Round these numbers to the nearest 10.

a 15 → _____

b 16 → _____

c 23 → _____

d 95 → _____

e 51 → _____

f 67 → _____

g 43 → _____

h 19 → _____

i 75 → _____

j 84 → _____

k 9 → _____

l 36 → _____

2 Round these numbers to the nearest 100.

a 163 → _____

b 399 → _____

c 249 → _____

d 255 → _____

e 164 → _____

f 601 → _____

g 240 → _____

h 330 → _____

i 777 → _____

j 650 → _____

k 451 → _____

l 901 → _____

3 Change these words into numbers.

a sixty-five _____

b twenty-two _____

c seventy _____

d five hundred and two _____

e two hundred and forty-four _____

f nine hundred and ninety _____

g nine hundred and nineteen _____

h one hundred and fifty _____

4 Change these into words.

a 258 _____

b 912 _____

c 63 _____

d 702 _____

e 581 _____

f 222 _____

5 Write all the even numbers between:

a 221 and 235. _____

b 567 and 581. _____


6 Write all the odd numbers between:

a 196 and 212. _____

b 350 and 366. _____

Outcome • Counts, compares and orders whole numbers up to 999 and represents them in symbols and words, stating the place value of any digit.

© Blake Education Targeting Maths. This page may be reproduced for classroom use.



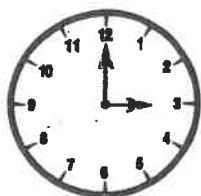
Name _____

Date _____

O'CLOCK AND HALF PAST

- 1 Write the time shown on each clock in analog and digital time.

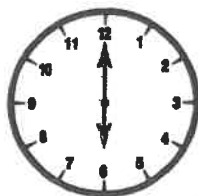
a



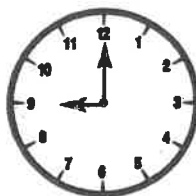
o'clock

 :


b


 :

c


 :

d


 :

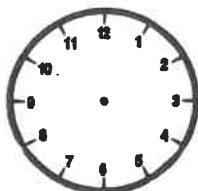
There are 60 minutes in one hour. There are 30 minutes in $\frac{1}{2}$ (half) an hour.

Remember the little
hand moves too.

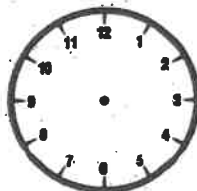
It must be half-way
between one hour
and the next.

- 2 Draw the time on these analog clocks.
Record the time under each clock in digital time.

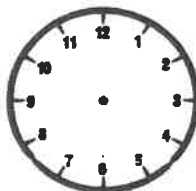
a

 $\frac{1}{2}$ past 7
 :

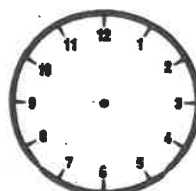
b

 $\frac{1}{2}$ past 2
 :

c

 $\frac{1}{2}$ past 10
 :

d

 $\frac{1}{2}$ past 6
 :

- 3 Write these times in words. e.g. 5 o'clock or $\frac{1}{2}$ past 5

a 6:00 _____

b 9:00 _____

c 6:30 _____

d 10:30 _____

e 4:00 _____

f 12:30 _____

- 4 a Are you wearing a watch today? _____

b Is it an analog watch or a digital watch? _____

Under the sea

Today you are going to write a narrative (a story).

The topic you have been given for your narrative is 'Under the sea'.

Think:



What do you want your story to be about? What is happening under the sea? Who or what are your main characters? Your story might be about marine life that live under the sea, someone who finds themselves under the sea or it might be about a plan gone wrong on the high seas.


Plan:

Plan your writing before you begin and decide who your characters are, the setting of your story, the complication or problem and how it is solved and how the story will end.

Remember to check:

- your spelling and punctuation is all correct
- that you have used sentences
- that you have stayed on topic
- that you have edited your writing.





Revision



Remember that letter shapes and spacing should be even.
Every letter and numeral can be formed within a parallelogram.

u H 5 y

Inventions

An invention is the creation of something new, that is,

something that did not exist until someone created it.

Many inventions are the result of years of research, for

example, the Cochlear implant - an electronic hearing device

that is implanted into the skull, behind the ear. Other

inventions, such as the Post-it note, were made by chance.

Revision

Chemists at the 3M company were working to create a

strong glue, but created a weak glue that could only

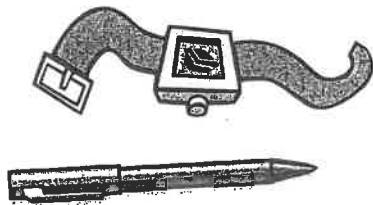
hold two pieces of paper together. In addition, the pieces

could be pulled apart without tearing. Whether accidental

or intentional, creative people will continue to invent

things that will become part of our everyday lives.

This book looks at some inventions we use every day.



1

Lunchtime

"i hate cheese sandwiches!" Nate cried as he opened his lunch box

"What do you have today" he asked taylor desprately.

"Peanut butter," Taylor replied.

"want to go halves?" he asked Nate forcefully



Find 3 spelling mistakes.

Add 3 capital letters, 2 full stops and 1 question mark.

 teachstarter

2

Ben's Sick Cat

ben went rushhing into the vet with his black and wite cat

"i think Twinkles is sick" he creid as he swang open the front door.

The vet walked up to ben and took Twinkles

"Let me have a look at him," she said.




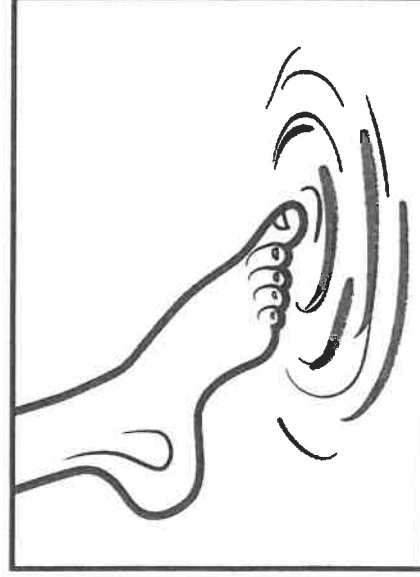
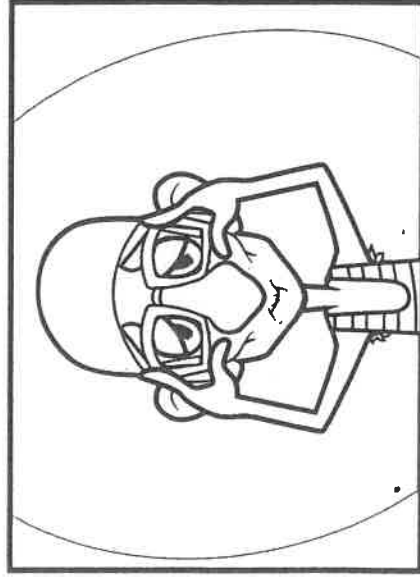
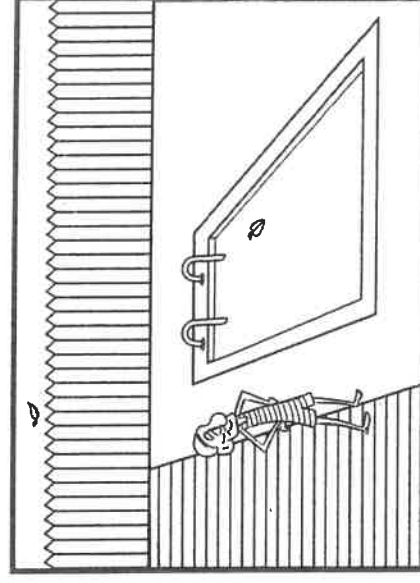


Find 3 spelling mistakes.

Add 3 capital letters, 2 full stops and 1 exclamation mark.

 teachstarter

Give this your own title: _____

Infer from the whole comic strip what is happening in each cell. Add a description and draw your own picture in the last cell.



Sustainability

n p e n e r g y e r t e
 c o n s e r v e s e e l
 a l n d e w t h u s c e
 v l c r b s g e s o h c
 l u o e e t y k t u n t
 a t m n a n r g a r o r
 d i k e r f e t i c l i
 w o l w t n c w n e o c
 g n o a h a y u a s g i
 y e g b a y c p b b y t
 u s d l w i l d l r l y
 j q d e b d e r e u s e

sustainable

reuse

pollution

renewable

electricity

resources

energy

technology

nonrenewable

Earth

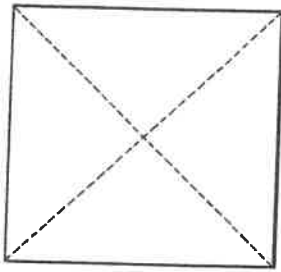
conserve

recycle

Science Chatterbox: Sustainability

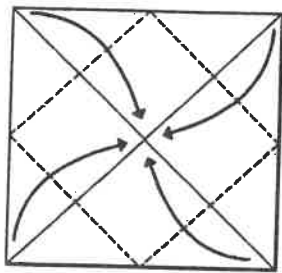
Instructions

①



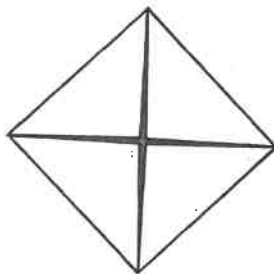
With pictures face down, fold on both diagonal lines. Unfold.

②



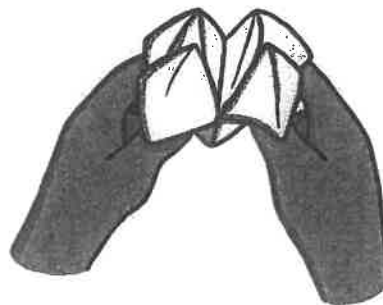
Fold all four corners to the centre.

③



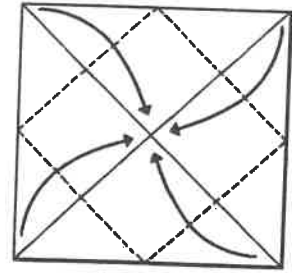
Turn paper over.

⑦



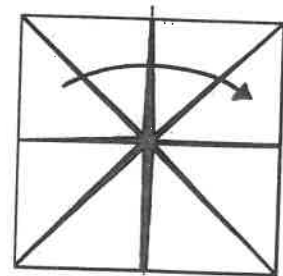
Slide thumbs and forefingers under the squares and move the chatterbox back and forth to play.

④



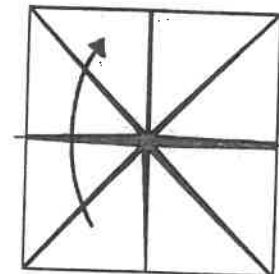
Once again, fold all corners to the centre.

⑤

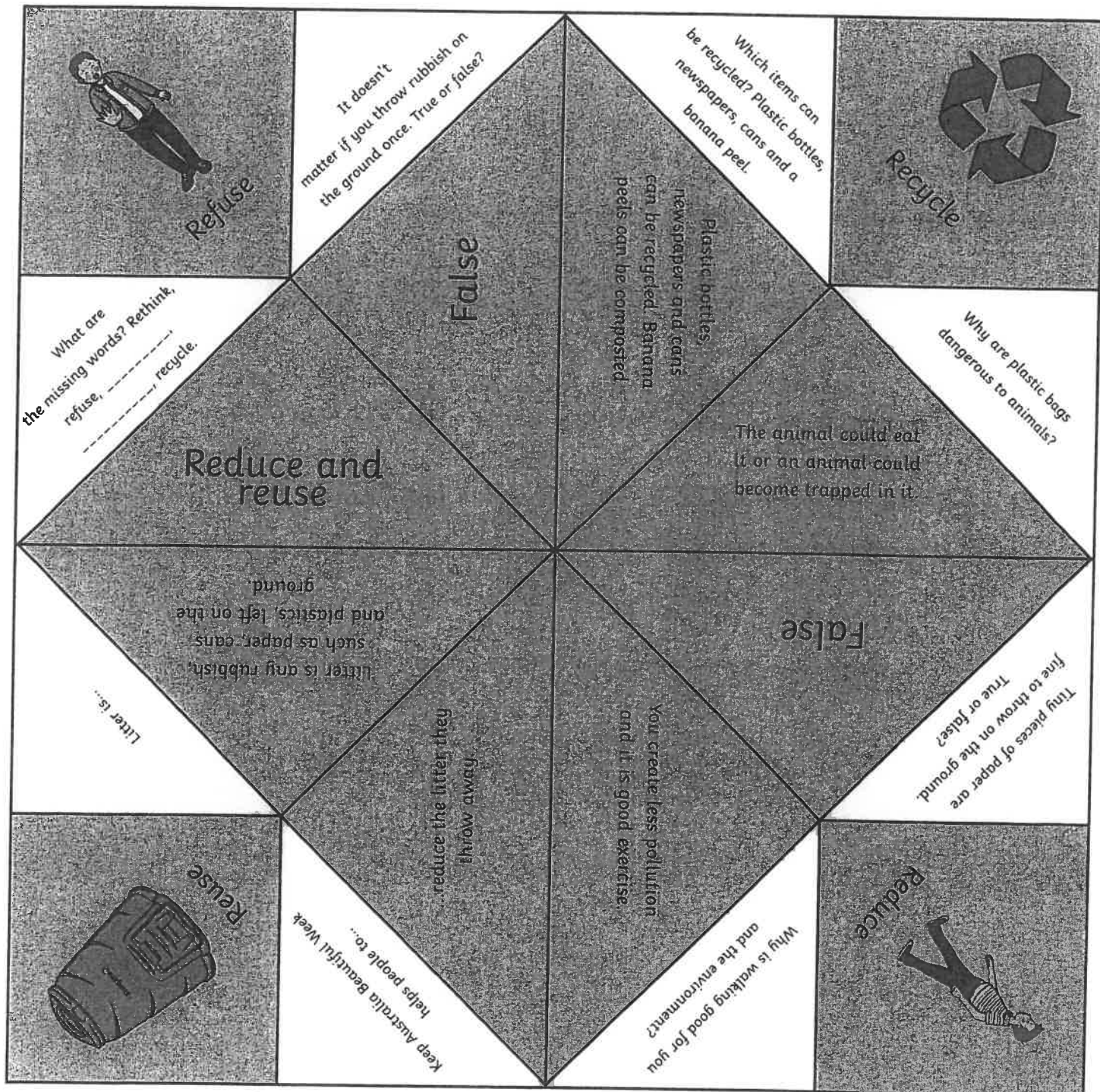


Fold paper in half and unfold.

⑥



Fold in half from top to bottom. Do not unfold.



Common nouns

Common nouns name the *everyday things* in our world — the people, places, animals and things, e.g. man, zebra, coat, shop.

① Add three more common nouns to each list.

People	Places	Animals	Things
teacher	park	crocodile	chair
actor	circus	elephant	computer
soldier	beach	lizard	stove
_____	_____	_____	_____
_____	_____	_____	_____
_____	_____	_____	_____

② Add a common noun to complete each sentence.

Molly ate a _____.

Nat has a pet _____.


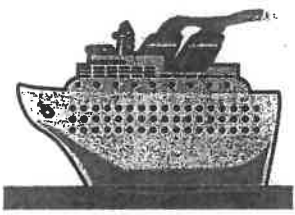


I like to play _____.

Go and sit by the _____.

I saw Jill at the _____.

Common nouns
name everyday
things.

③ Choose the best common noun to match each picture.

			
house castle shed	yacht ship canoe	shoes boots slippers	street lane road



4 Circle only the common nouns in the box. Choose one to complete each sentence.

monkey	shut	lightning	pretty	bush
read	dragon	lazy	kick	calf

The children became lost in the _____.

_____ flashed across the sky.

This book is about a knight and a _____.

The baby _____ stood on her thin, wobbly legs.

The chattering _____ swung from branch to branch.



NOUNS



5 Name five common nouns you would see in these places.


Under the sea	In the sky	In a garden
_____	_____	_____
_____	_____	_____
_____	_____	_____
_____	_____	_____
_____	_____	_____



6 Highlight ten different common nouns in this report.

An emu is a large Australian bird that cannot fly. It is about two metres tall and has a long, thin neck and light brown feathers. The emu has strong, powerful legs, so it can run very fast. Emus eat flowers, seeds, lizards and large insects — especially caterpillars.

The female lays between seven and twenty eggs in a nest on the ground. The chicks are brown and white when they hatch, so they are well hidden in the grass. Emus can live for up to twenty years.



Your Review

How did the story make you feel? Were there funny or scary bits?

What did the story make you think about? Did you learn anything from the story?


Would you recommend the book to a friend? Why?
If you didn't like the book can you think why?
Who would like the book?

BOOK REVIEW

Title:

Author:

Reviewed by:





**They shall grow not old, as we that are left grow old;
Age shall not weary them, nor the years condemn.
At the going down of the sun and in the morning,
We will remember them.**


from "For the Fallen" Laurence Binyon 1914

Easter Word Search

S	M	Z	E	T	B	X	H	S	T	I	Y	Y	T	T
F	N	D	C	U	I	O	B	E	G	A	I	A	R	E
E	I	U	N	H	P	B	K	N	D	G	N	D	A	N
H	A	N	B	P	O	S	B	N	S	N	E	N	D	N
C	Y	S	I	S	A	C	O	A	D	Y	E	U	I	O
H	I	N	T	B	S	M	O	Z	R	T	N	S	T	B
I	G	Q	S	E	R	O	C	L	G	F	T	R	I	T
C	U	V	R	E	R	Z	R	R	A	T	I	E	O	N
K	V	Q	T	M	Q	S	X	C	H	T	O	T	N	U
S	G	S	P	A	R	A	D	E	T	U	E	S	J	H
I	A	D	O	C	Q	C	K	R	S	O	Y	A	E	X
E	G	O	O	D	F	R	I	D	A	Y	H	E	W	D
Q	Y	A	D	I	L	O	H	K	C	B	H	D	H	J
P	R	L	J	I	F	N	F	A	U	C	W	F	A	H
V	C	Q	B	E	T	A	R	O	C	E	D	Q	K	B

BASKET
 BONNET
 BUNNY
 CHICKS
 CHOCOLATE
 DECORATE
 DYE
 EASTER
 EASTER MONDAY
 EASTER SUNDAY

EGGS
 GOOD FRIDAY
 HIDE
 HOLIDAY
 HOPPING
 HOT CROSS BUNS
 HUNT
 PARADE
 RABBIT
 TRADITION





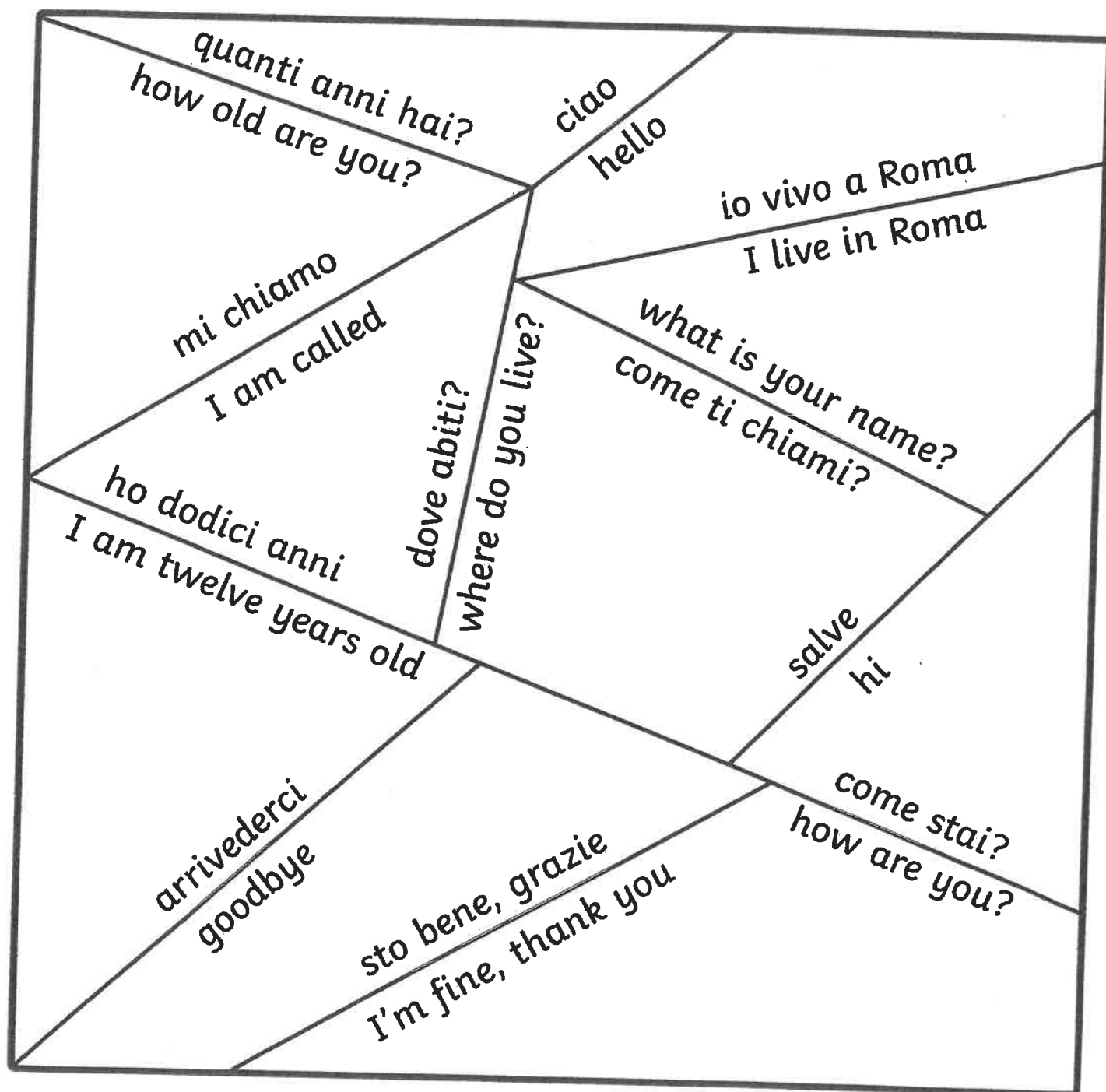
EVERY DAY
MAY NOT be
GOOD BUT THERE
IS SOMETHING
good IN EVERY
DAY

Italian Greeting Puzzle

Puzzle dei saluti italiani

Cut out the shapes and see how long it takes for the children to reassemble the square.

ritaglia le forme e vedi quanto ci mettono i tuoi alunni a risostrire il quadrato.



Ham and Pineapple Pizza Muffins

- Prep 0:10
- Cook 0:10

Ingredients

- 3 English muffins (split)
- 6 tbsp. pizza sauce
- 4 slices ham (diced)
- 1 tin crushed pineapple (well drained)
- 3 cups pizza cheese
- Any topping you choose


Method

- 1. Toast the muffins in the toaster and spread 1 tablespoon of pizza sauce on each.
- 2. Scatter ham and pineapple (or topping of choice) on the pizza sauce.
- 3. Top with pizza cheese.
- 4. Place under the grill until the cheese is melted and serve.

Notes

- You can do these in the oven for 10 minutes at 160C fan-forced to melt the cheese.






Name: _____

Date: _____

I can see!

Light Energy Word Search

Instructions: Circle or highlight the science vocabulary words as you locate them in the puzzle.



Word Bank:

light energy

electricity

solar power

reflection

refraction

absorption

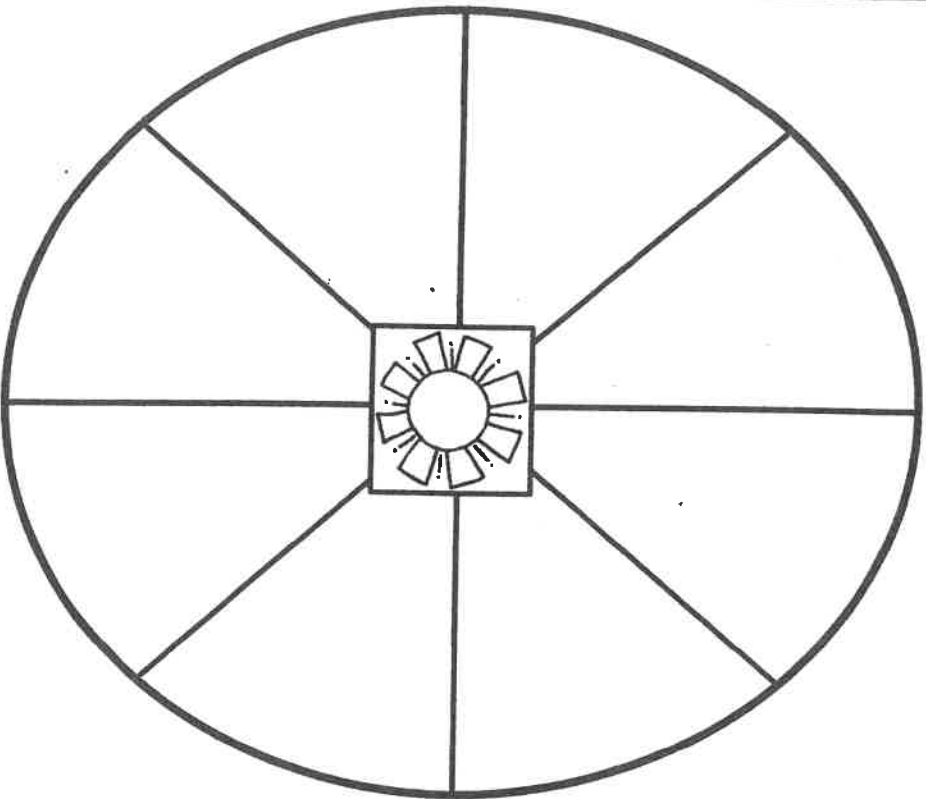
transparent

translucent

opaque

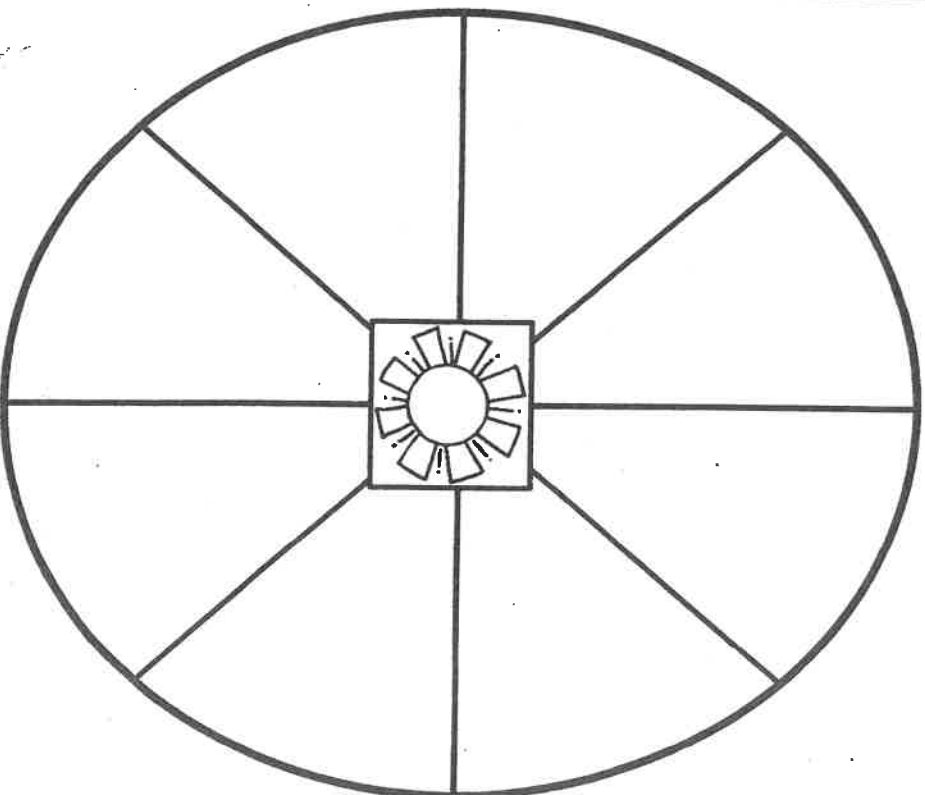
shadow

**We use light
energy for...**



©SheilaMellon

**We use light
energy for...**



©SheilaMellon