

Year 3

Work Package 1

Term 2, 2020 - Weeks 1-3



Merriwa Primary School

Week 1






Merrilwa Primary School

Daily Learning Routine Year 3 and 4

Suggested Times	Monday	Tuesday	Wednesday	Thursday	Friday
Brain Break - eg. Breathing exercise, stretches, core practice					
9.00 - 9.30	PHYS ED	PHYS ED	PHYS ED	PHYS ED	PHYS ED
9.30 - 10.00	Spelling Word Work Reading Comprehension Booklet	Spelling Word Work Reading Comprehension Booklet	Spelling Word Work Reading Comprehension Booklet	Spelling Word Work Reading Comprehension Booklet	Spelling Word Work Reading Comprehension Booklet
Snack and Brain Break - eg. Breathing exercise, yoga moves, outdoor stretches, core practice, dance					
10.30 - 11.00	Times Tables Work/ Grid	Times Tables Work/ Grid	Times Tables Work/Grid	Times Tables Work/ Grid	Times Tables Work/ Grid
11.00 - 11.30	Maths Booklet	Maths Booklet	Maths Booklet	Maths Booklet	Maths Booklet
Lunch and Brain Break - eg. Breathing exercise, yoga moves, outdoor stretches, core practice, dance					
12.00 - 12.30	READ FOR PLEASURE Own book or LitPro eBook	READ FOR PLEASURE Own book or LitPro eBook	READ FOR PLEASURE Own book or LitPro eBook	READ FOR PLEASURE Own book or LitPro eBook	READ FOR PLEASURE Own book or LitPro eBook
12.30 - 1.00	Writing Booklet	Diary Journal writing in exercise book.	Writing Booklet	Diary Journal writing In exercise book.	Writing Booklet
1.00—1:30	SCIENCE BOOKLET	ITALIAN BOOKLET	TECHNOLOGY/ART	HASS BOOKLET	MUSIC Play recorder for 10 mins.

Spelling



Name _____

Class _____

SPELLING LIST

1

Complete one activity each day




Word List	Write each word in a sentence	Write the words in alphabetical order
1 cap		1
2 bat		2
3 tap		3
4 let		4
5 bet		5
6 set		6
7 hit		7
8 sit		8
9 wet		9
10 get		10

RAINBOW WRITING: Write your words on this graffiti wall and trace them with 3 different colour-



Reading



Name _____

Class _____

dog cat bird
fish blue green

Bob's Pets

Bob has a dog.

The dog has a red ball.

Bob has a cat.


The cat has a blue ball.

Bob has a bird.

The bird has a green ball!

Bob has a fish.

The fish has no ball.



Bob's Pets (exercises)

1. Answer each question.

a. Who has a red ball?

_____.

b. Who has a blue ball?

_____.

c. Who has a green ball?

_____.

2. Answer each question.

a. How many pets does Bob have?

_____.


b. Which pet is the biggest?

_____.

c. Which pet is the smallest?

_____.

3. Draw the pet with no ball.



clouds fluffy white
bunny truck look

The Clouds

The clouds are in the sky.

They are fluffy.

They are white.

I look at the clouds.

That one looks like a bunny!



That one looks like a truck!

That one looks like a big doll!

Look at the fluffy clouds.

What do you see?

They are fun to look at!



The Clouds (exercises)

1. Put the words in order to make each sentence.

you / do / see / What

_____?

the / clouds / fluffy / at / Look

_____.

The / sky / in / are / clouds / the

_____.

2. Answer each question to complete the sentences.

What is in the sky?

There are _____ in the sky.

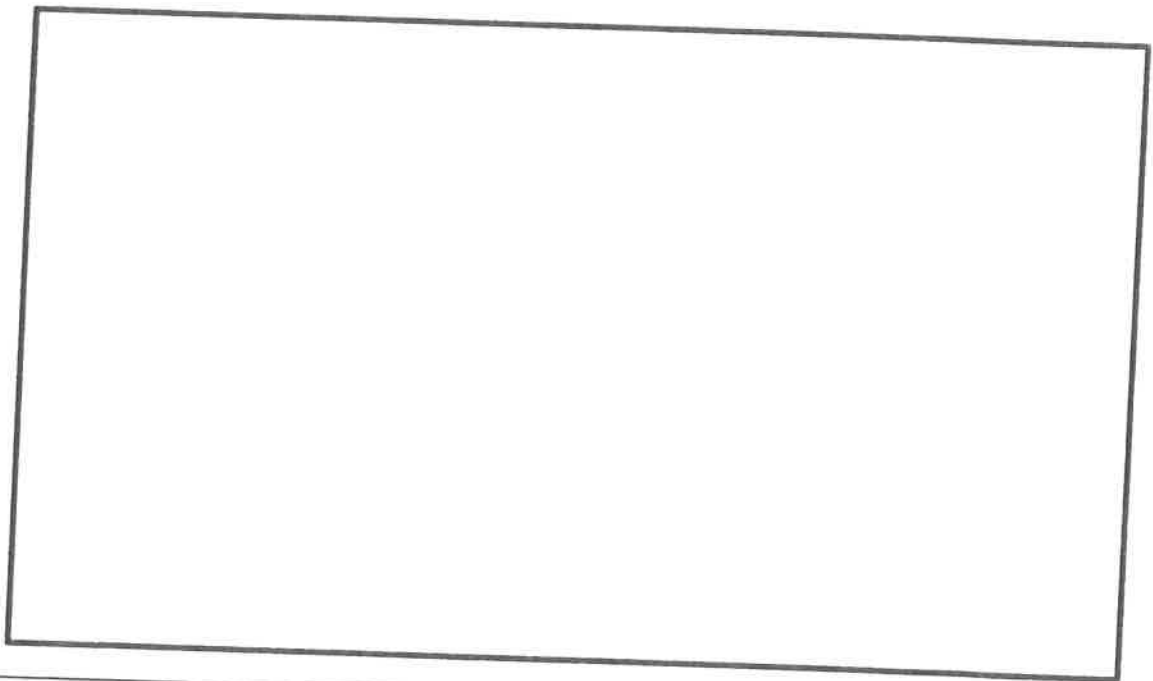
What color are they?

The clouds are _____.

What do the clouds in the story look like?

They look like a _____ and a _____.

- 3. Draw a picture of a cloud from the story and label it.**



feelings nervous proud
excited scared angry

Feelings

How do you feel?

Matt wins a big game.

He feels proud!

Sarah's little toy breaks.

She feels angry.

Joe's friends come to play.

He feels happy!

Jenna is going to a new school.

She feels nervous.

Kara knows how to tie her shoes.

She feels excited!

Your feelings are important!

Your feelings are different each day.

How do you feel today?



Feelings (exercises)

1. Write "happy", "sad" or "proud" on each line.

I won an award. I feel _____.

I lost my favorite book. I feel _____.

I won the contest. I feel _____.

2. Complete this sentence.

I was excited when _____

_____.

3. Draw lines to match the words to the correct pictures.

angry



excited



nervous



sad



Writing



Name _____

Class _____

1 New House

my family mooved house last week. we now live at number 6 North Street. Mum and Dad painted our new door red and put a pot plant at our front stepps



Find 2 spelling mistakes.
Add 2 capital letters and 1 full stop.

teachstarter

2 Joe's Pets


joe has three petts. A lizard named spikey, a dog named fluffy and a fish namd goldie



Find 2 spelling mistakes.
Add 4 capital letters and 1 full stop.

teachstarter

Why did this alien come to Earth?



Where will this bus go next?



**My cat is no ordinary pet cat.
Shall I tell you what he can do?**



My grandfather has an amazing story of bravery. Do you know what he did?

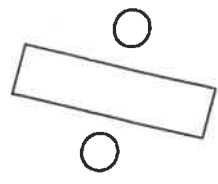


If you could meet anyone, who would it be and why?



**If you could have any fantasy pet,
what would it be and why?**





Maths

9

5

1

6

X

4

2

3

+

>

!

9

8

10

o

—

!

3.

14

+

6

X

Name _____

Class _____

Representing Numbers Worksheet 1

Draw an arrow to show the following numbers on the 0-100 number lines:

a) 45



b) 13



c) 98



d) 75



e) 26



f) 57



g) 24



h) 87





Greater Than and Less Than

Add $<$ or $>$ to the below number pairs to make them correct.

- | | | | |
|----------|-----------|-----------|-----------|
| 1) 12 15 | 2) 30 22 | 3) 100 91 | 4) 46 41 |
| 5) 22 18 | 6) 64 46 | 7) 92 20 | 8) 22 20 |
| 9) 70 67 | 10) 25 30 | 11) 30 24 | 12) 21 11 |

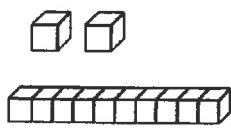
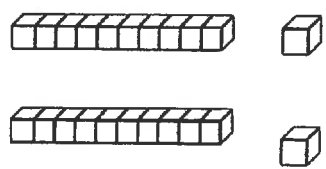
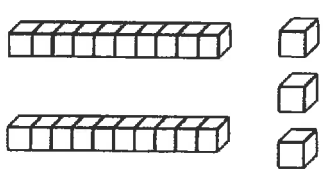
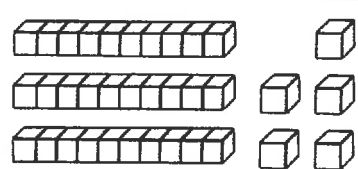
Great! Now try with pictures.



Can you give the below problems a number to make them right?

- | | | | |
|------------------------------|------------------------------|------------------------------|------------------------------|
| 1) $22 < \underline{\quad}$ | 2) $14 > \underline{\quad}$ | 3) $82 < \underline{\quad}$ | 4) $97 > \underline{\quad}$ |
| 5) $17 < \underline{\quad}$ | 6) $28 > \underline{\quad}$ | 7) $99 < \underline{\quad}$ | 8) $33 > \underline{\quad}$ |
| 9) $50 > \underline{\quad}$ | 10) $66 < \underline{\quad}$ | 11) $76 > \underline{\quad}$ | 12) $52 < \underline{\quad}$ |
| 13) $60 > \underline{\quad}$ | 14) $72 < \underline{\quad}$ | 15) $4 > \underline{\quad}$ | 16) $81 < \underline{\quad}$ |

Place Value Worksheet 1

Number	Words	Expanded Form	Picture
12	___ tens ___ ones	___ + ___ = ___	
18	___ tens 8 ones	___ + ___ = ___	
	___ tens ___ ones	___ + ___ = ___	
	___ tens ___ ones	___ + ___ = ___	
	___ tens ___ ones	___ + ___ = ___	
	___ tens 6 ones	40 + ___ = ___	
56	___ tens ___ ones	___ + ___ = ___	

Chance

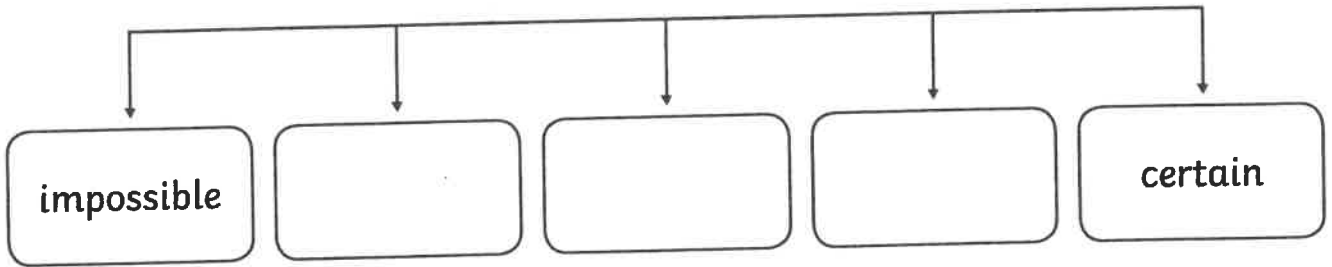
1. Look at these statements. What words could you use to say how likely they are to happen? Write down as many as you can.

Statements	Likelihood Vocabulary
The principal will come to school tomorrow.	
It will get dark tonight.	
Your classmates will turn into fish.	
Your friend will be a train driver when he's a grown-up.	
If I roll a die, I will get an odd number.	
Humans will travel to Mars in a rocket.	
The supermarket will give away all their electronic games tomorrow.	
When I get home, Mum will tell me we are going to McDonalds for dinner.	

2. Now look at the words you thought of. Can you write them on this line in order of probability?

certain _____ impossible

3. Can you use some of your words to fill in the spaces on this line of probability?



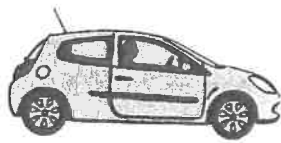
4. Can you sort the statements below into the correct column?
Can you add a statement of your own to each column?

Impossible	Unlikely	Likely	Certain

It will snow tomorrow.



I will drive a car tonight.



I will eat something today.



I will watch TV tonight.



The supermarket will give away all their lollies tomorrow.



I won't have a birthday next year.



I will be famous one day.



I will see a dragon in the playground this week.



I will fly with my own wings next week.



I will go to the Moon one day.



It will be dark tonight.



My teacher will turn into a mermaid if they get wet.



Times Tables

1x1 = 1
1x2 = 2
1x3 = 3
1x4 = 4
1x5 = 5
1x6 = 6
1x7 = 7
1x8 = 8
1x9 = 9
1x10 = 10

2x1 = 2
2x2 = 4
2x3 = 6
2x4 = 8
2x5 = 10
2x6 = 12
2x7 = 14
2x8 = 16
2x9 = 18
2x10 = 20

3x1 = 3
3x2 = 6
3x3 = 9
3x4 = 12
3x5 = 15
3x6 = 18
3x7 = 21
3x8 = 24
3x9 = 27
3x10 = 30

4x1 = 4
4x2 = 8
4x3 = 12
4x4 = 16
4x5 = 20
4x6 = 24
4x7 = 28
4x8 = 32
4x9 = 36
4x10 = 40

5x1 = 5
5x2 = 10
5x3 = 15
5x4 = 20
5x5 = 25
5x6 = 30
5x7 = 35
5x8 = 40
5x9 = 45
5x10 = 50

6x1 = 6
6x2 = 12
6x3 = 18
6x4 = 24
6x5 = 30
6x6 = 36
6x7 = 42
6x8 = 48
6x9 = 54
6x10 = 60


7x1 = 7
7x2 = 14
7x3 = 21
7x4 = 28
7x5 = 35
7x6 = 42
7x7 = 49
7x8 = 56
7x9 = 63
7x10 = 70

8x1 = 8
8x2 = 16
8x3 = 24
8x4 = 32
8x5 = 40
8x6 = 48
8x7 = 56
8x8 = 64
8x9 = 72
8x10 = 80

9x1 = 9
9x2 = 18
9x3 = 27
9x4 = 36
9x5 = 45
9x6 = 54
9x7 = 63
9x8 = 72
9x9 = 81
9x10 = 90

10x1 = 10
10x2 = 20
10x3 = 30
10x4 = 40
10x5 = 50
10x6 = 60
10x7 = 70
10x8 = 80
10x9 = 90
10x10 = 100

Colour by Multiplication



10	light purple
15	white
20	dark purple
25	pink
30	dark green
35	pink
40	bright green
55	dark turquoise
60	light green



2 Times Table Facts

I can recall and use multiplication facts for the 2 times table.



Write out the multiplication facts for the 2 times table here.

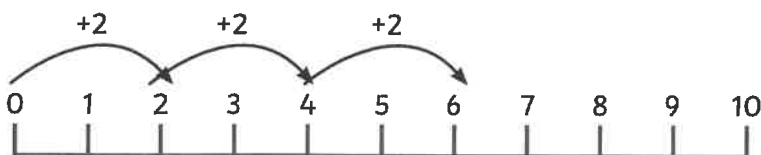
0 times 2 is 0	
1 times 2 is 2	
2 times 2 is 4	

Cut them out and place them in your **Confidence Grid**.

Choose 3 of the facts you find trickiest to remember. Write the fact, draw it on a number line, make up a word problem about it and draw a picture.

E.g. 3 times 2 is 6

"I have 3 2ps. How much money do I have?"



2 Times Table Facts


I can recall and use multiplication facts for the 2 times table.

Write the times table facts in the left hand column and draw a line to the matching number line/picture. Draw in the missing picture or number lines.

2 times 2 is 4


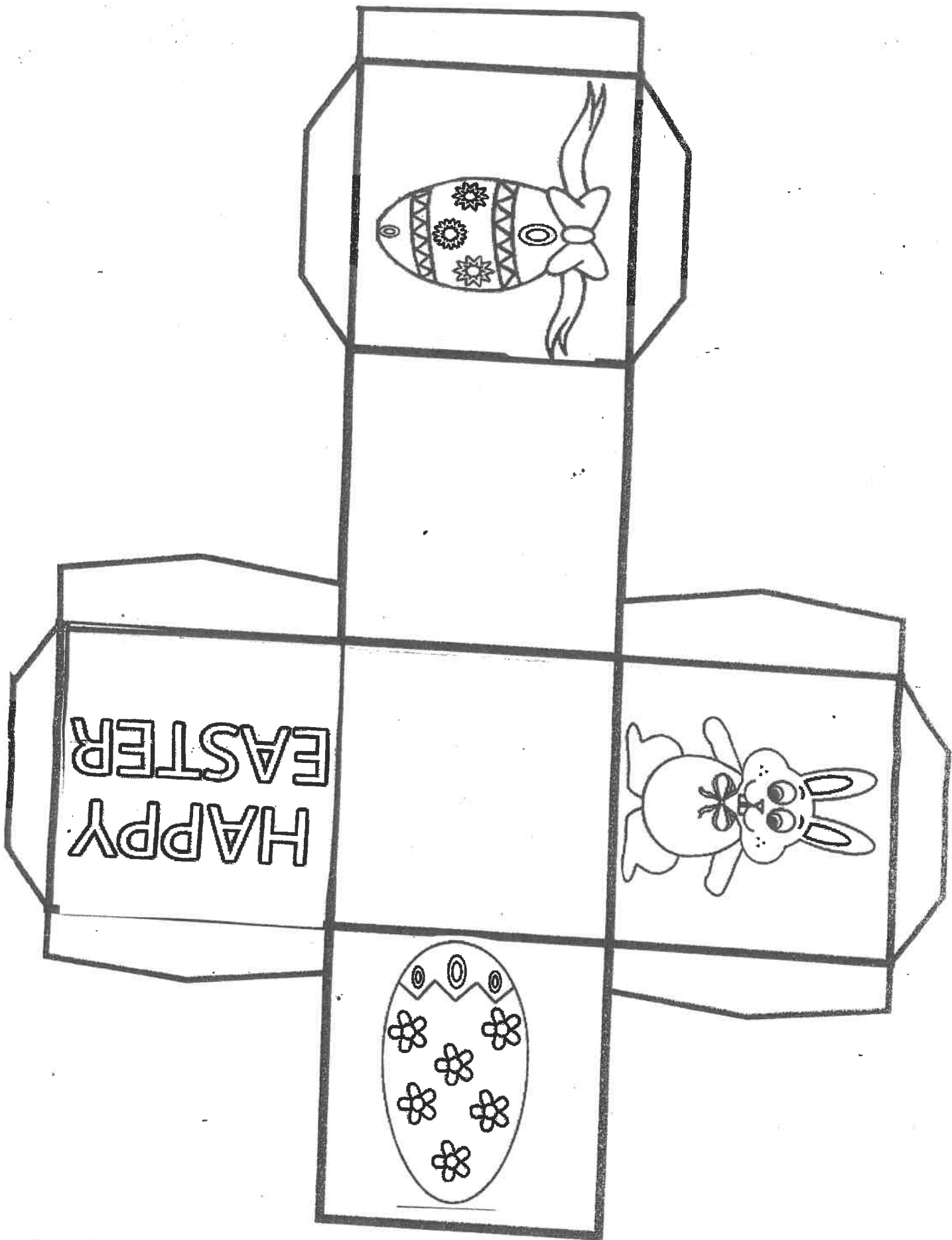
Humanities and Social

Sciences



Name _____

Class _____



Easter Word Search

S	M	Z	E	T	B	X	H	S	T	I	Y	Y	T	T
F	N	D	C	U	I	O	B	E	G	A	I	A	R	E
E	I	U	N	H	P	B	K	N	D	G	N	D	A	N
H	A	N	B	P	O	S	B	N	S	N	E	N	D	N
C	Y	S	I	S	A	C	O	A	D	Y	E	U	I	O
H	I	N	T	B	S	M	O	Z	R	T	N	S	T	B
I	G	Q	S	E	R	O	C	L	G	F	T	R	I	T
C	U	V	R	E	R	Z	R	R	A	T	I	E	O	N
K	V	Q	T	M	Q	S	X	C	H	T	O	T	N	U
S	G	S	P	A	R	A	D	E	T	U	E	S	J	H
I	A	D	O	C	Q	C	K	R	S	O	Y	A	E	X
E	G	O	O	D	F	R	I	D	A	Y	H	E	W	D
Q	Y	A	D	I	L	O	H	K	C	B	H	D	H	J
P	R	L	J	I	F	N	F	A	U	C	W	F	A	H
V	C	Q	B	E	T	A	R	O	C	E	D	Q	K	B

BASKET

BONNET

BUNNY

CHICKS

CHOCOLATE

DECORATE

DYE

EASTER

EASTER MONDAY

EASTER SUNDAY

EGGS

GOOD FRIDAY

HIDE

HOLIDAY

HOPPING

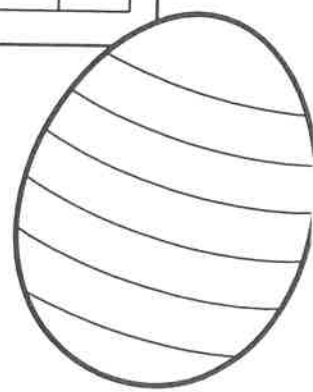

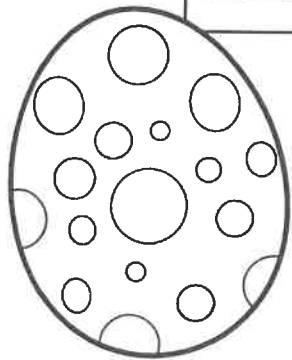
HOT CROSS BUNS

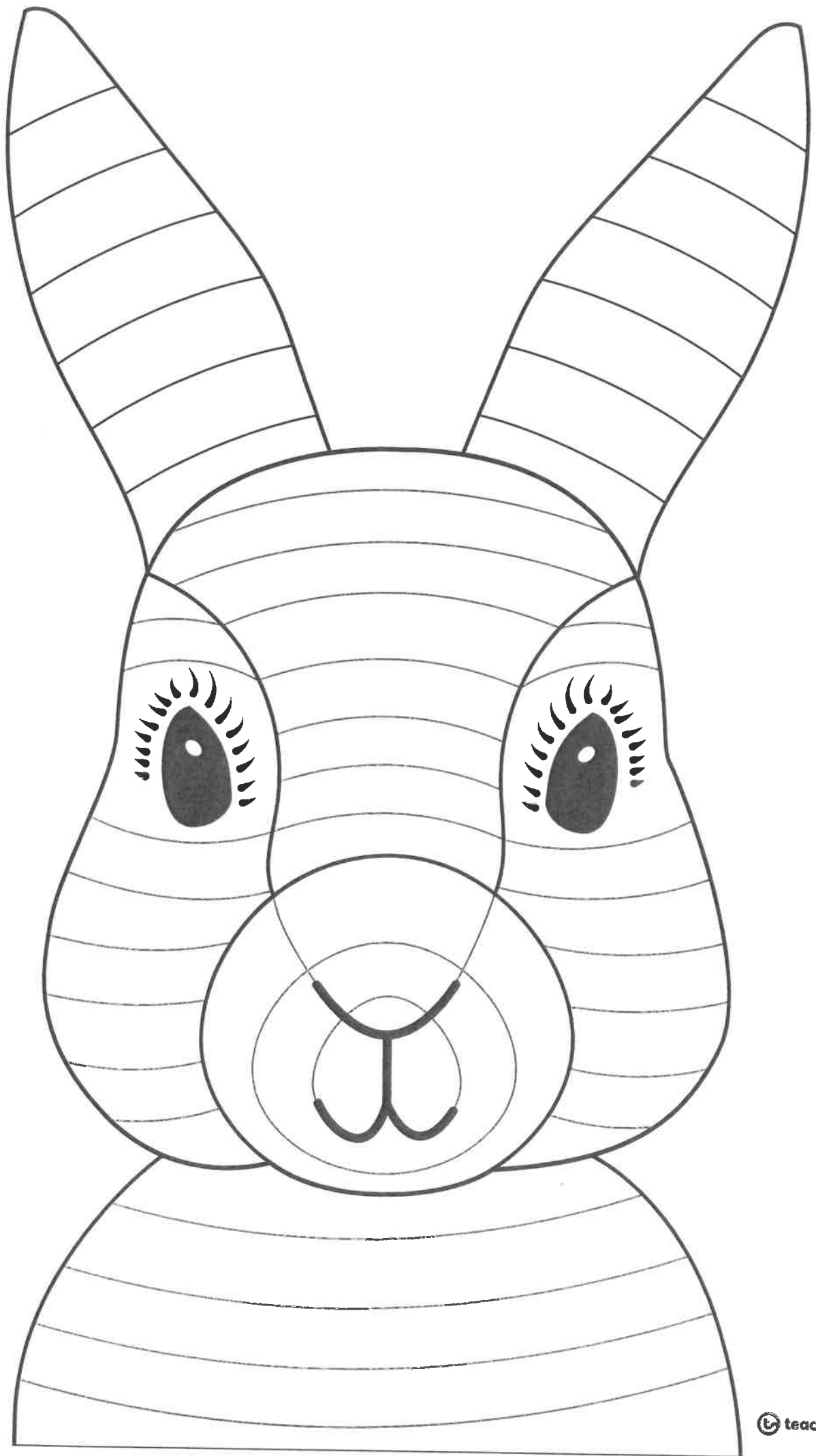
HUNT

PARADE

RABBIT

TRADITION






Anzac Vocabulary

A

army airforce ammunition Anzac always avoid attack atrocious
(dreadful/shocking) artillery (mounted guns) area appeal angry amaze along
alone adrenaline advance active actually accurate ache aching act abandon
anxious

N near never nearly night nobody none nobody



C

caring courageous carrying conscious consider call consequences canopy
can't carry cartridges (container for bullets) cautious caught cease (stop)
chaos (confusion, disorder) chase check choose clear click close conceal (hide)
conditions confirm confined contact corpse (dead body) countryside cover
craggy (rough/rugged) cravings crutches

Z zigzag zone zero zoom zealous zip

A



N



Z




A



C



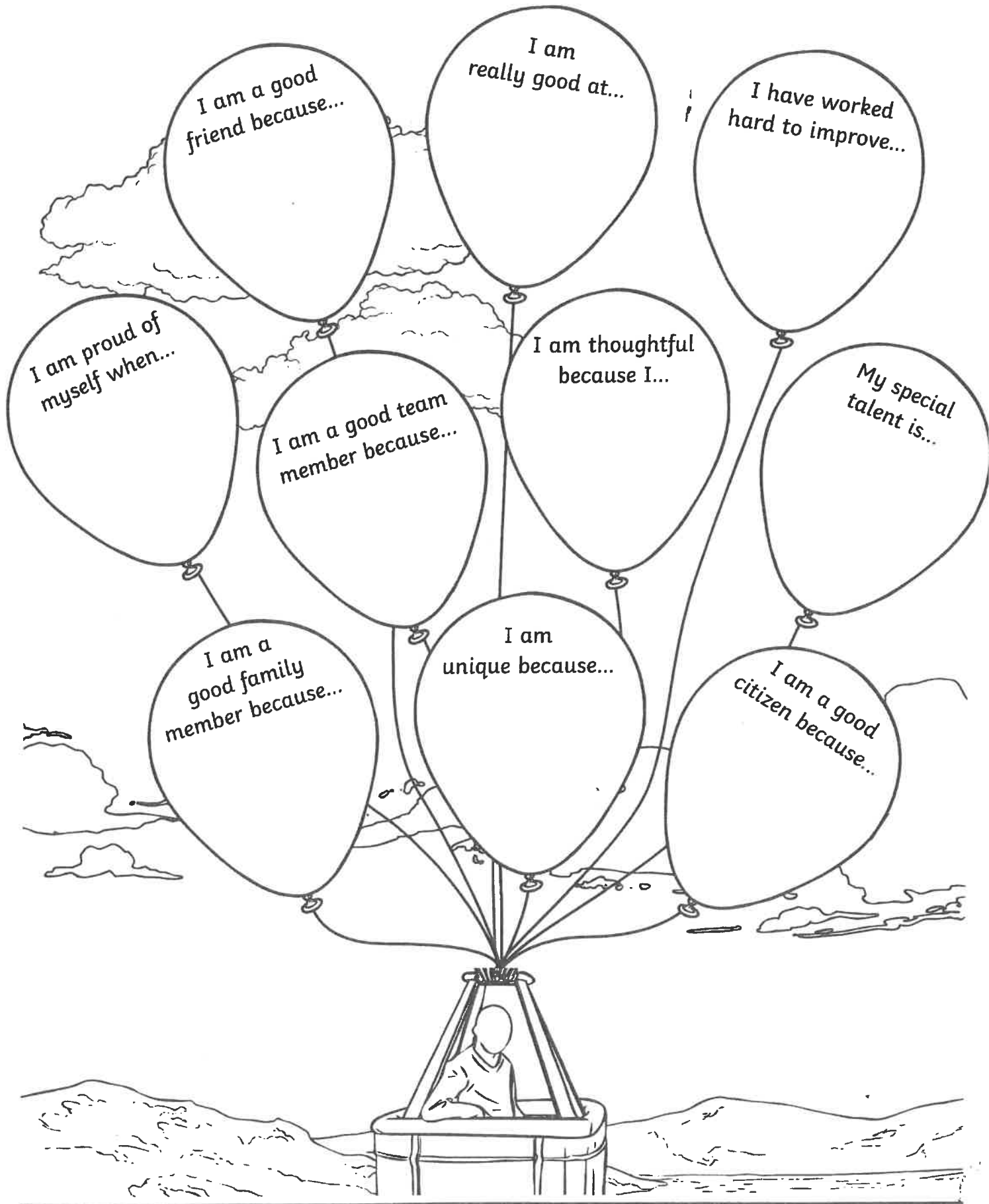


name:


class:

I Am an Amazing Person!

Read and finish the sentences in the balloons below.



MY
gratitude
JOURNAL





Have an attitude of
g r a t i t u d e

Things
That
Make Me
Happy

Currently I'm...



Feeling _____

Wanting _____

Enjoying _____

Hoping For _____

Grateful For _____



Date _____

What are two things that you are good at? _____

Date _____


What are you working on to improve? _____

Date _____

What are you grateful for today? _____

Date _____

How can you bring joy to someone you care for? _____



PIGLET NOTICED THAT EVEN THOUGH HE HAD
A VERY SMALL HEART, IT COULD HOLD A
RATHER LARGE AMOUNT OF GRATITUDE.

a.a. milne
Winnie the Pooh


FILLED WITH *gratitude*.





I'm grateful for...

Four sets of horizontal dashed lines for writing.

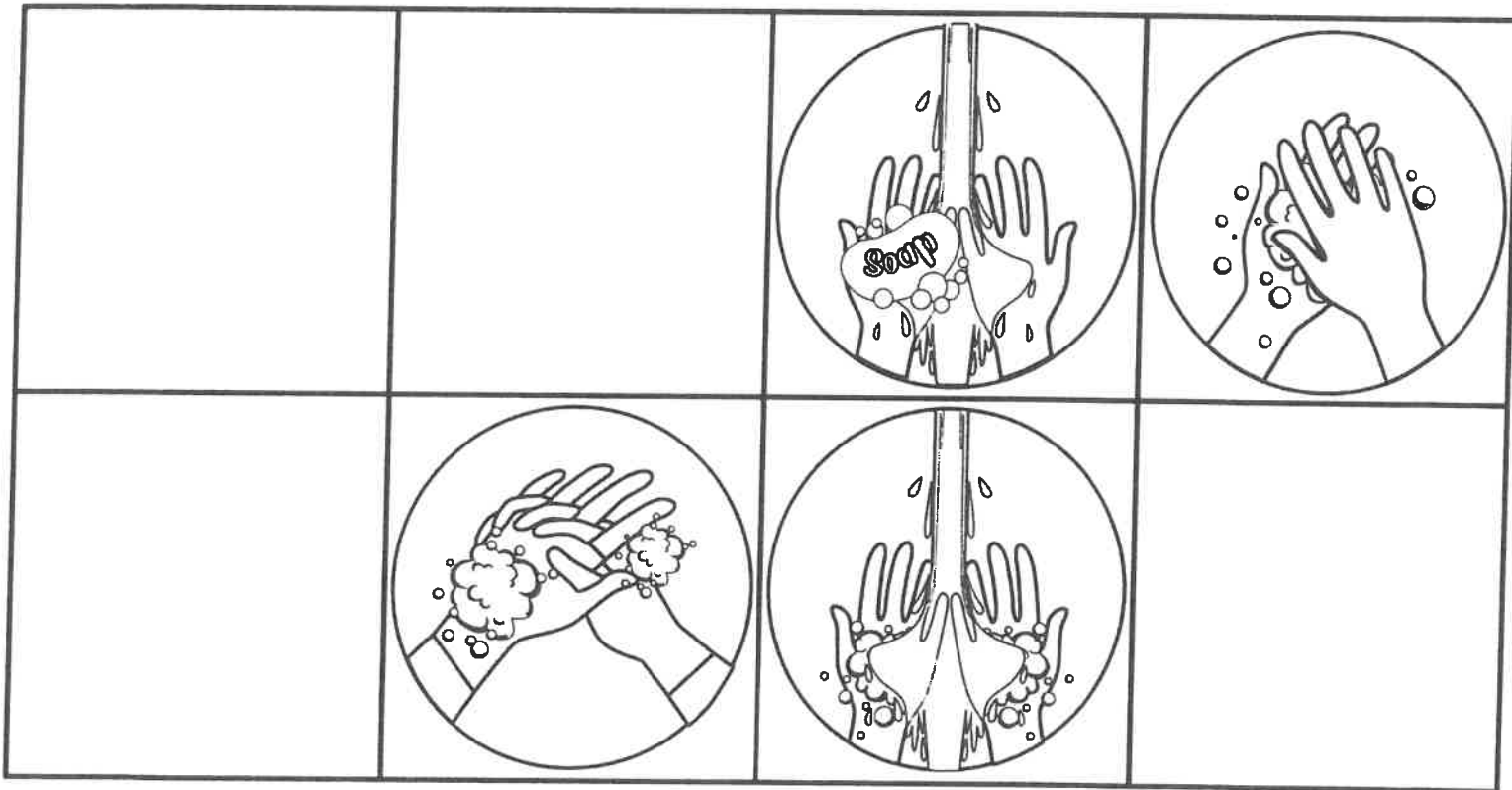




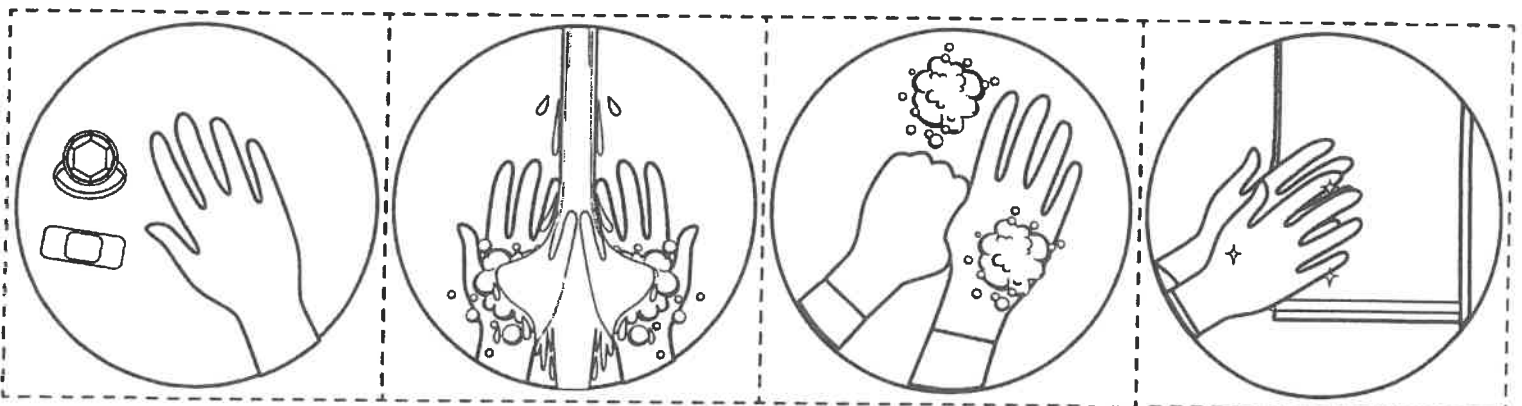
Hand Washing Procedure

Name: _____

Colour, cut and glue the image in the box.



Teach **THIS**

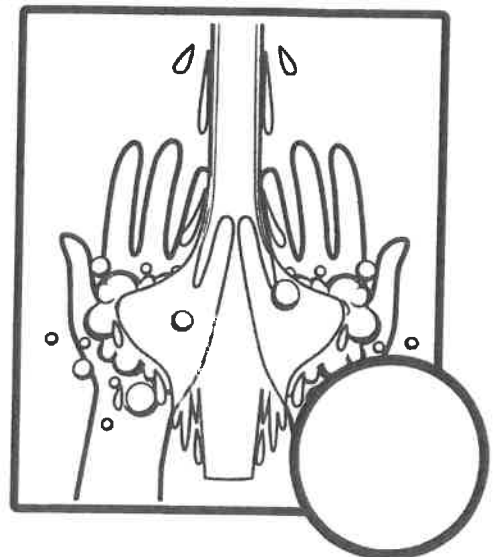
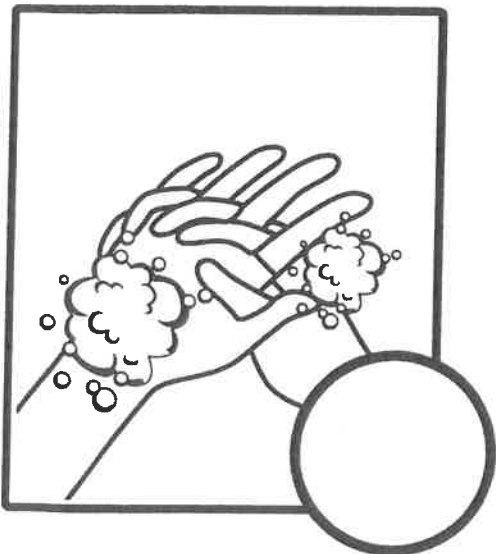
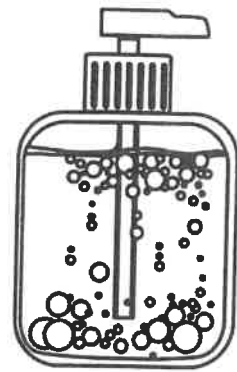

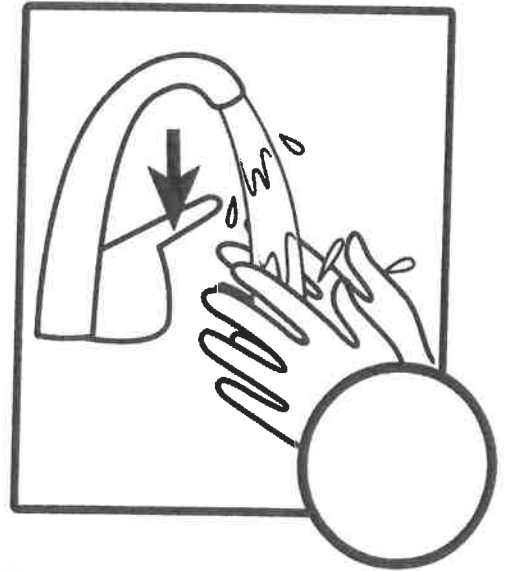



How to wash your Hands

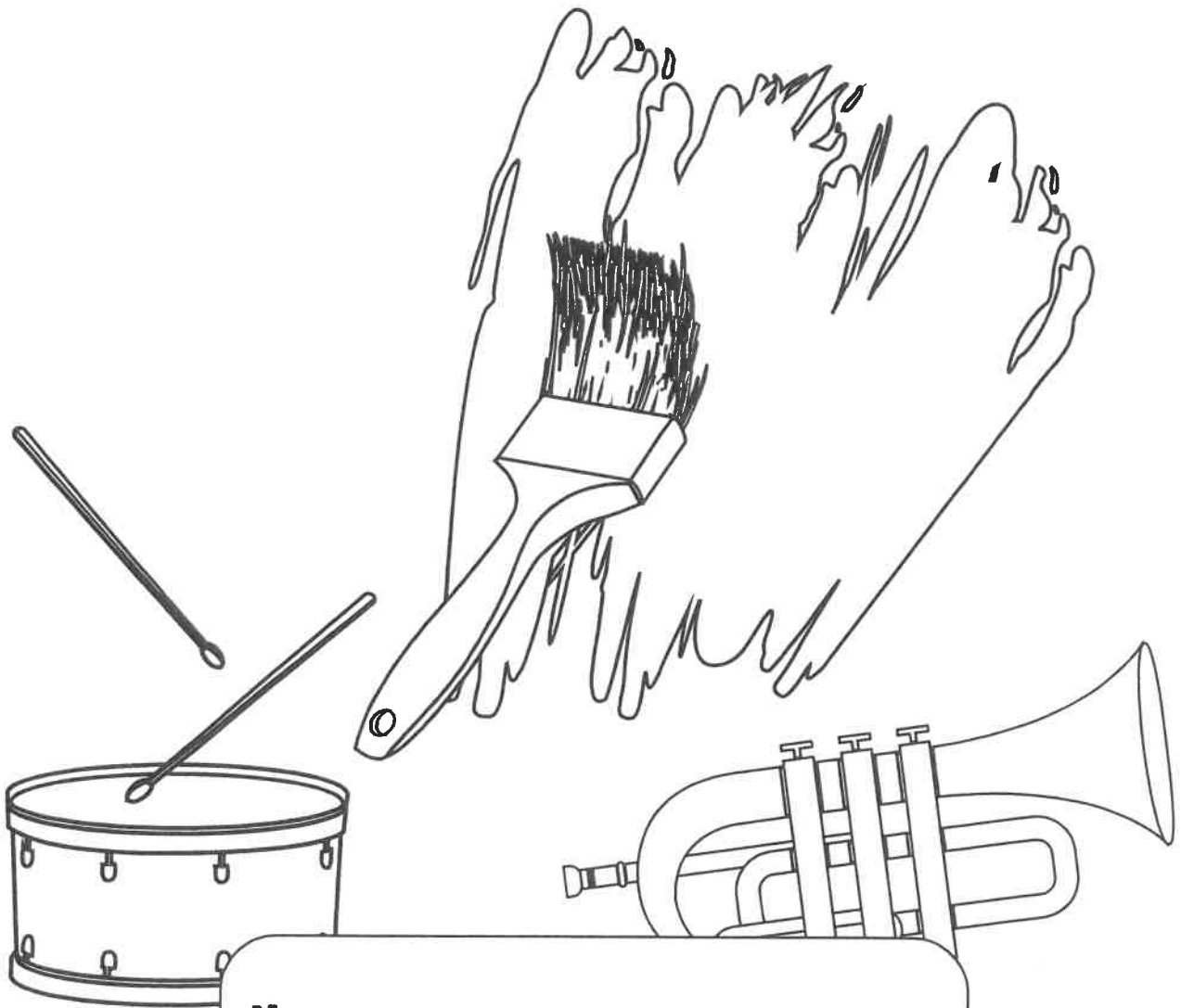
Number each picture in the correct order.

Name: _____

Teach **THIS**



Visual Arts



Name _____

Class _____

Art Project links to see coloured pictures.

<https://artprojectsforkids.org/wp-content/uploads/2020/03/Draw-a-Britto-Cat-.pdf>

<https://artprojectsforkids.org/wp-content/uploads/2018/01/Draw-a-Peacock.pdf>


<https://artprojectsforkids.org/wp-content/uploads/2020/03/Draw-a-Bunny-Face.pdf>

<https://artprojectsforkids.org/wp-content/uploads/2020/03/Easter-Bunny.pdf>

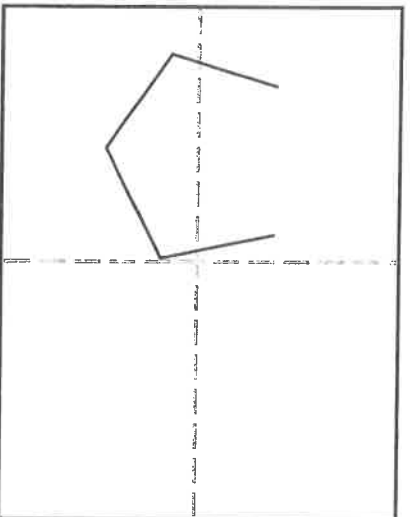
Fantastic site for directed Art activities

<https://www.artforkidshub.com/>

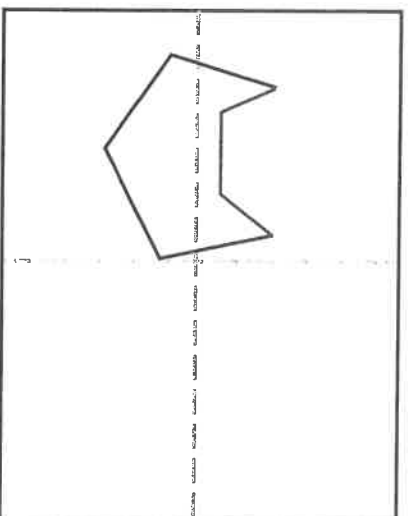




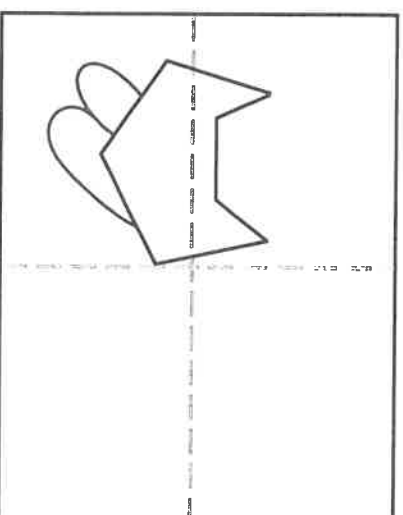
Draw a Romero Britto Cat



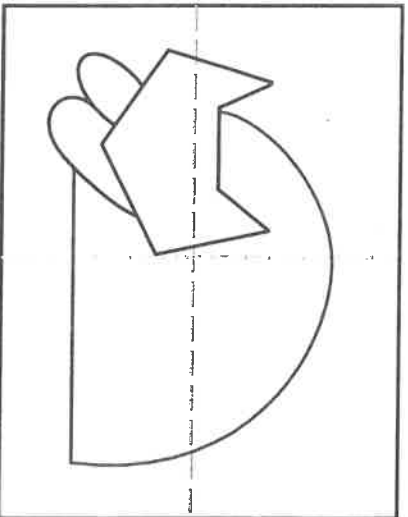
1. Make guide lines. Start the head.



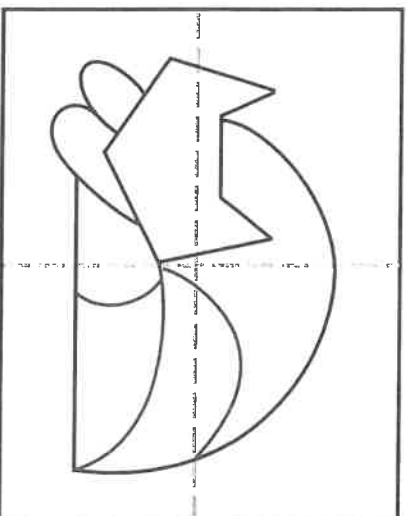
2. Draw two cat ears as shown.




3. Draw two paws.



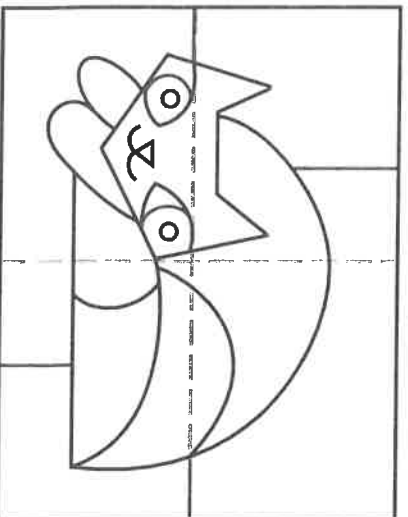
4. Draw large half circle for the body.



5. Draw three curved lines.



6. Draw outside of eyes.




7. Draw inside eyes, and four lines.



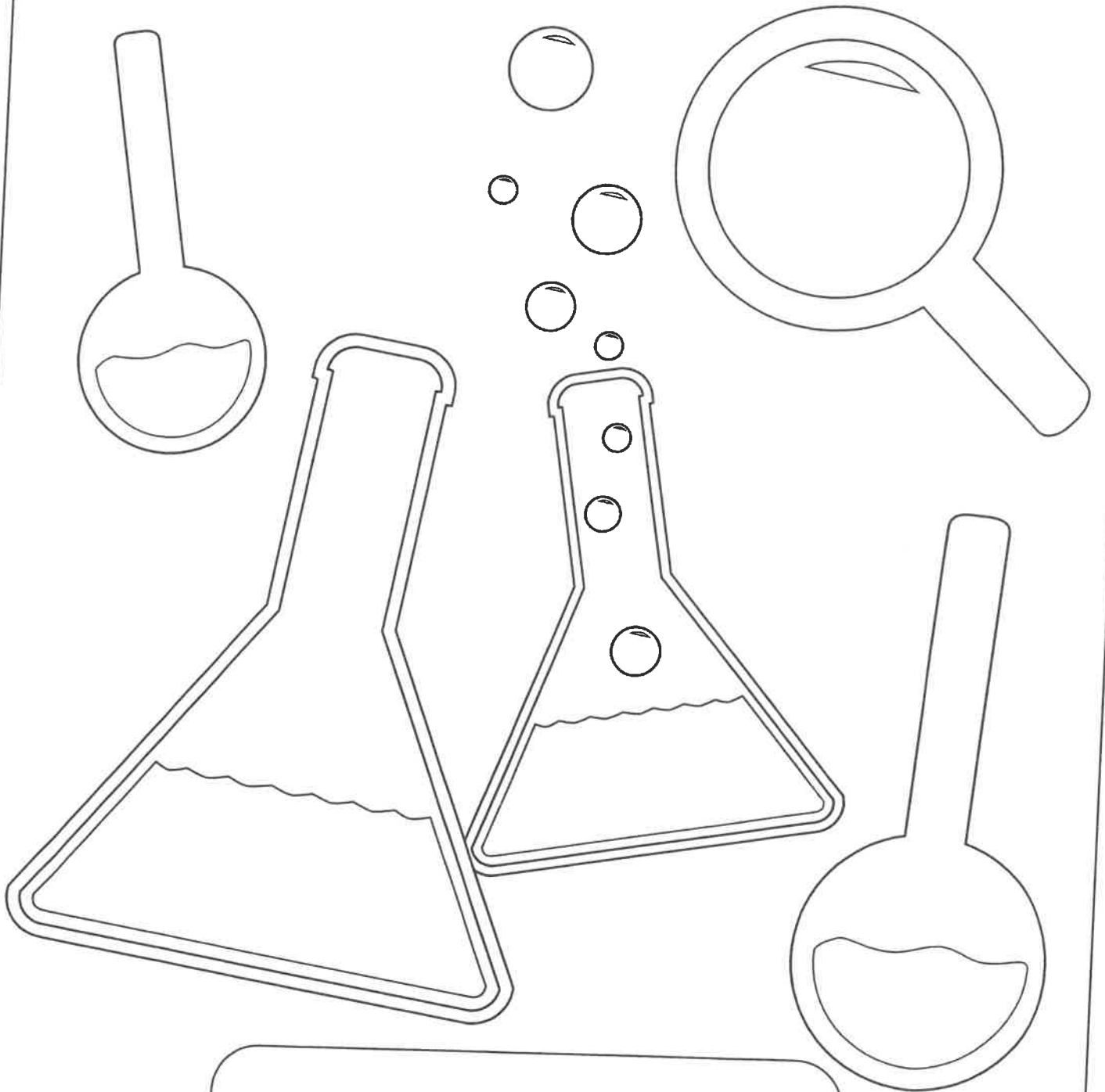
8. Trace with a thick black marker, fill shapes.



9. Lastly, add various patterns on top.



Science



Name _____


Class _____

Heat Sources

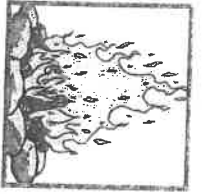
Sort, cut and paste the sources of heat under the correct heading.

Sun	Chemical Reaction	Earth's Interior	Friction	Electricity

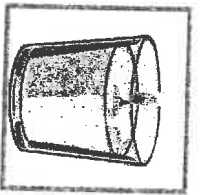





barbecue




fire



candle



oven



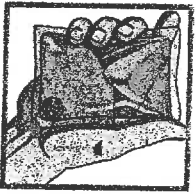
greenhouse



hairdryer



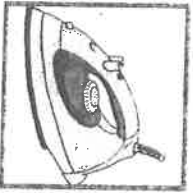
rubbing hands



warmer hand




hot springs




iron



toaster




lightbulb




sandpaper on wood




hot sand




solar panel



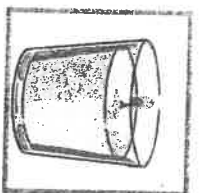
volcano




barbecue



fire



candle



oven



greenhouse



hairdryer



rubbing hands



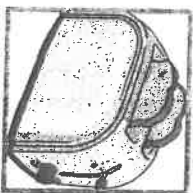
warmer hand



hot springs



iron



toaster




lightbulb



sandpaper on wood



hot sand



solar panel



volcano

Italian




Italian Work Package

This package includes:

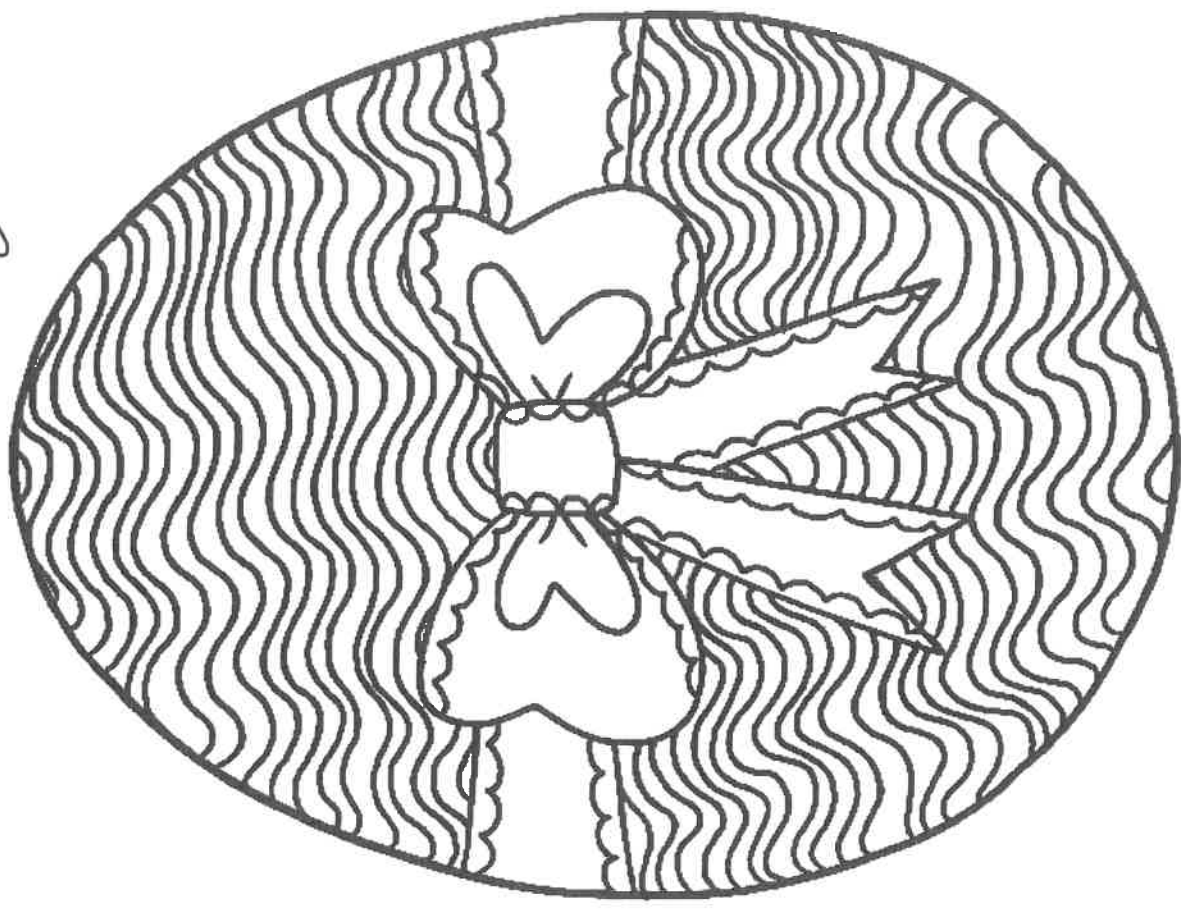
- Italian vocabulary list – to practice your Italian
- Easter Card – colour and fill in the message on the inside
- Italian word search
- Farm colour by number sheet
- Recipe – Ham and pineapple pizza muffins - make the pizza with adult supervision



Happy Easter!
Buona Pasqua!



Happy Easter!
Buona Pasqua!



Music



