




Merriwa Primary School

Daily Learning Routine Week 2

Year 1 and 2

	Monday	Tuesday	Wednesday	Thursday	Friday
<i>Brain Break - eg. Breathing exercise, stretches, core practice</i>					
9.00 - 9.30	Spelling	Spelling	Spelling	Spelling	Spelling
9.30 - 10.00	Reading	Reading	Reading	Reading	Reading
<i>Snack and Brain Break - eg. Breathing exercise, yoga moves, outdoor stretches, core practice, dance</i>					
10.30 - 11.00	Maths	Maths	Maths	Maths	Maths
11.00 - 11.30	Writing	Writing	Writing	Writing	Writing
<i>Lunch and Brain Break - eg. Breathing exercise, yoga moves, outdoor stretches, core practice, dance</i>					
12.00 - 12.30	History	Science	Health	Art	Music
12.30 - 1.00	Phys Ed	Phys Ed	Phys Ed	Phys Ed	Phys Ed

Monday



Vv



Spelling and Handwriting

Practice spelling these sight words. Don't forget to write your words sitting on the line and with finger spaces in between.

was

you

they

on

she

is

for

at

his

but

Did I write on the line?

y ☐ n ☐

Did I leave finger spaces between words?

y ☐ n ☐

Did I write my neatest?

y ☐ n ☐

Little Red Riding Hood

Once upon a time, there was a girl called Little Red Riding Hood. She lived with her mother. One day, Little Red Riding Hood went to visit her grandmother.



On her way, she met a wolf.
He asked where she was going.
"I'm going to visit my grandmother," she said.

The wolf ran to Granny's house and locked Granny in the wardrobe! He put on her nightgown and got into her bed.



When Little Red Riding Hood came to the house she said,
"Oh Granny, what big ears you have."

"All the better to hear you with," answered the wolf.

"Oh Granny, what big eyes you have," said Little Red Riding Hood.

"All the better to see you with," replied the wolf.

"Oh Granny, what big teeth you have," gasped Little Red Riding Hood.

"All the better to eat you with!" replied the wolf.

Little Red Riding Hood shouted, "Help!"



A woodcutter heard her scream and ran to the house.
He hit the wolf and let Granny out of the wardrobe.
The wolf ran away and they never saw him again.



Questions about Little Red Riding Hood

Answer the questions below in full sentences.

1. Who was the bad character in the story?

2. Who was Little Red Riding Hood going to visit?

3. What did the wolf ask Little Red Riding Hood?

4. Where did the wolf put Granny?

5. What did the wolf put on?

6. What did the wolf have that was "All the better to eat you with!"?

7. What did Little Red Riding Hood shout when she saw it was the wolf in bed?

8. Who let Granny out of the wardrobe?

Ordering Numbers 0 to 30

Cut out the cards and order the numbers from the smallest to the biggest.

--

Ask your child what comes
before or after a number.

3

14

17

9

23

30

10

8

12

4

7

28

21

15

0

1

5

22

19

2

29

26

16

25

11

24

18

6

20

27

13

Name : _____

Date : _____

Recount Writing



On the weekend



First



Next

Finally



The best part was

Name _____


Date _____

Transport - Then and Now

Choose three modes of transport.

Illustrate what each mode of transport looked like in the past, and what it looks like now.

Then



Now




Tuesday



Name: _____

Date: _____

V v




vacuum

V V

v v




van



vest



vase




wave

7

seven



hide



river

this this _____ are are _____


these these _____ new new _____

These are new shoes.



These

High Frequency Words Wordsearch



she
is
are
for
his
at

but
that
we
can
with
all

Name: _____

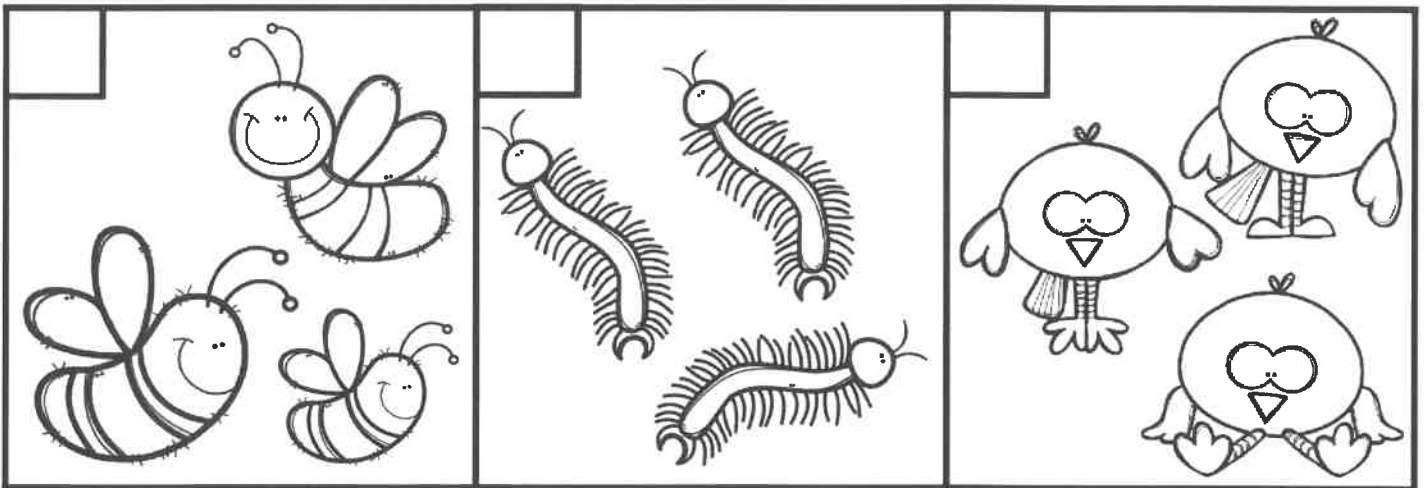
Reading Comprehension

Directions: Read the text 3 times for fluency and color the stars.

I see three little bugs. I see a red bug.
I see a yellow bug. I see a green bug.
The little bugs can fly.



1. Check the picture that matches the story.



2. What colors are the bugs?

1. _____

2. _____

3. _____

3. The little bugs can _____.

a. run

b. swim

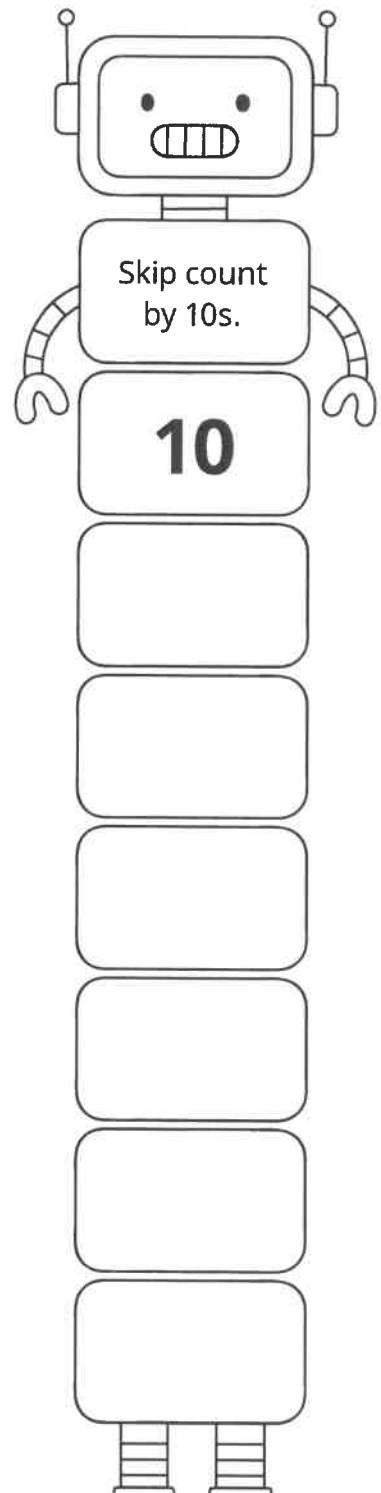
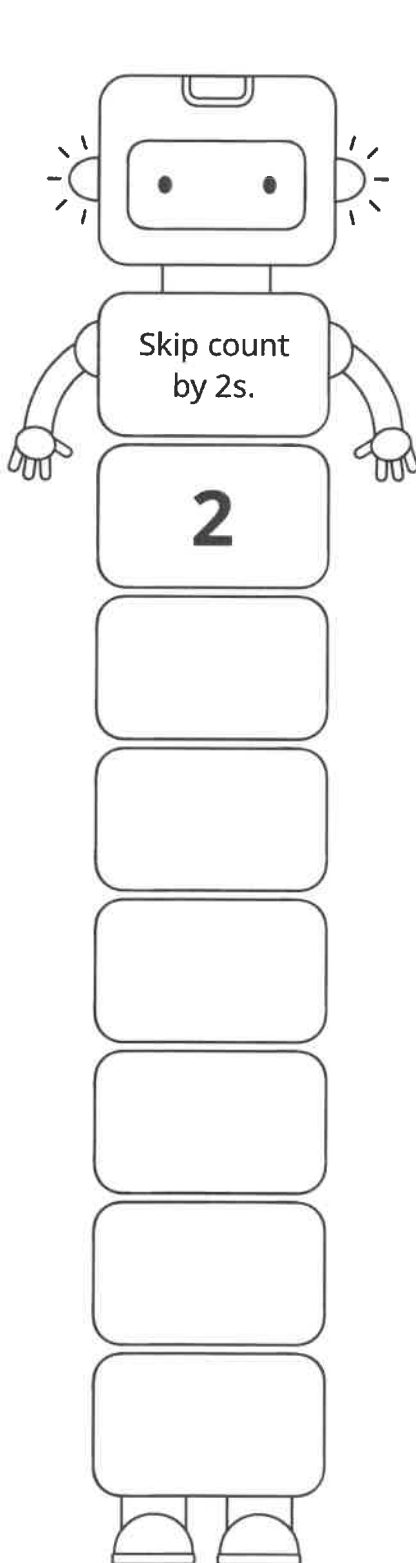
c. fly

Name _____

Date _____

Skip Counting Robots - by 2s, 5s and 10s

Fill in the missing numbers to complete the skip counting robots below.



Name: _____

Number of the Day:

Number Word:

Draw it!

Tens Frame

More and Less

+ 1 =

- 1 =

3 A Rainy Day

the sky started to tern
grey. Rain started to fall
on my head. i poot up my
favourite umbrella

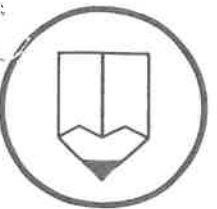


Find 2 spelling mistakes.
Add 2 capital letters and 1 full stop.

 teachstarter

4 Show and Tell

for show and tell tooday
Bill bought his cat. his
name is called Snowflake.
Snowflake likes big huggs



Find 2 spelling mistakes.
Add 2 capital letters and 1 full stop.

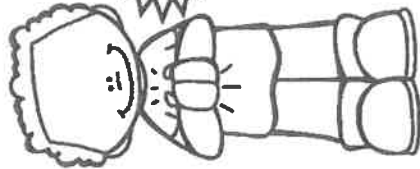
 teachstarter

Name: _____

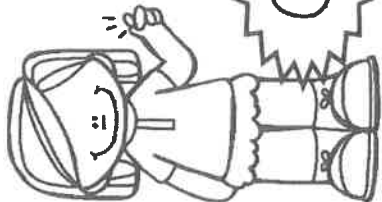
Sound Sources

I can identify ways to make sound with my body.


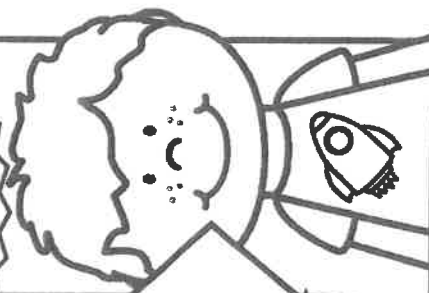
I can make sound with my hands.



CLAP!

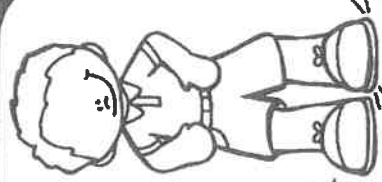


CLICK!



I can make sound with my feet.

STAMP!



Draw yourself making sound.

Wednesday



Name _____

Date _____

Beginning and Ending Sounds

Fill in the missing letters to complete the word.



__a__



__a__



__a__




__a__




__a__



__a__



__a__



__a__



__a__

Spelling and Handwriting

Practice spelling these sight words. Don't forget to write your words sitting on the line and with finger spaces in between.

was

was

was

was

was

was

you

they

on

she

is

for

at

his

but

Did I write on the line?

y ☐

n ☐

Did I leave finger spaces between words?

y ☐

n ☐

Did I write my neatest?

y ☐

n ☐

FLUENCY ZAP



five


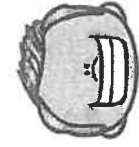

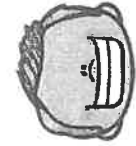
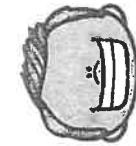
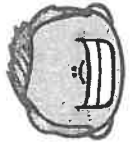
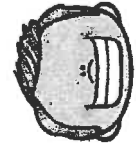
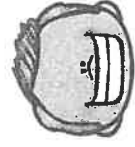
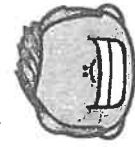
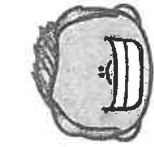
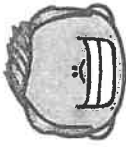
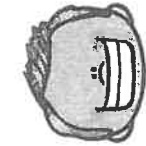


pie



smile

/IE/★



Record your time: ①

②

③

@theyoungeducator

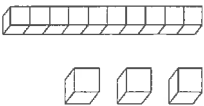
Name _____

Date _____

Roll It, Make It, Expand It!

Roll two dice. Use one dice as your 'tens' and one dice as your 'ones'. Write your new number in the 'Roll' column. Make your number using MAB material then draw what you have made in the 'Make' column.

Expand your number in the 'Expand' column by showing how it can be partitioned. The first one has been done for you.


Roll		Make	Expand
Tens	Ones		
1	3		$10 + 3$

Roll		Make	Expand
Tens	Ones		

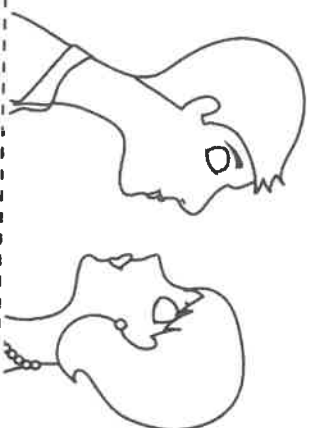


WRITING PROMPTS

What was your favourite thing to learn this week and why?	Do you enjoy going to the beach? Why or why not?	What would you like to be when you grow up? Describe what you would do?	The best present I ever got was...	What do you think makes a good friend and why?
What are you grateful for and how does it make you feel?	What is your favourite outdoor activity? Why?	If I had a special power it would be	The king came face to face with the fire breathing dragon...	My favourite memory is...
A time I felt frightened was ...	Invent a monster and describe it. Describe where it lives (habitat) and its look like (features)	Help your family make your lunch. Write the steps to make it.	Write the instructions for how to build a paper aeroplane.	You found a magic bottle in the sand at Quinns Beach and are granted one wish. What is it and why?



foot
tap



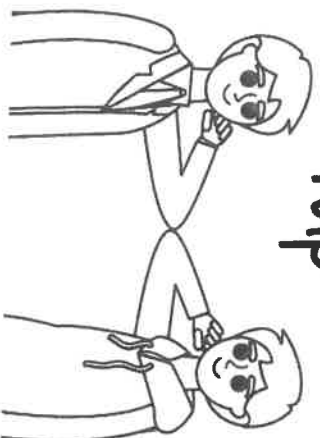
kisses



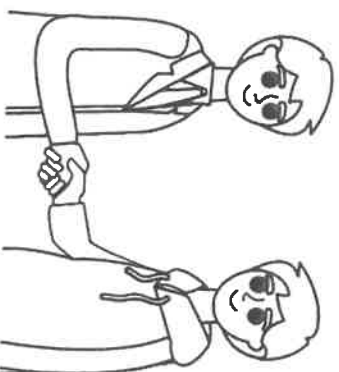
waving




hugs



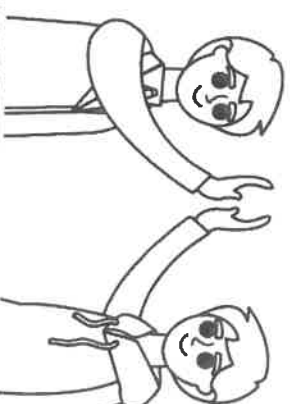
elbow
tap



hand shakes



talk



high fives

Close Contact vs. Social Distance Greetings

Sort each picture in the correct section.

Name: _____

Teach  THIS

Close Contact Greetings

Social Distance Greetings

Thursday



Name _____

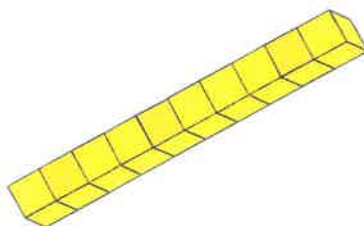
Date _____

Beginning and Ending Sounds

Fill in the missing letters to complete the word.



__e__



__e__



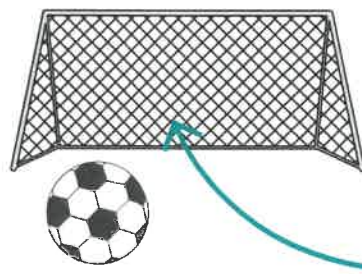
__e__



__e__



__e__




__e__



__e__




__e__




__e__

I Can Read! Phase 2 Set 2


sit




nip



pan




tip




pip



sip



Read the words and match the picture to the word.



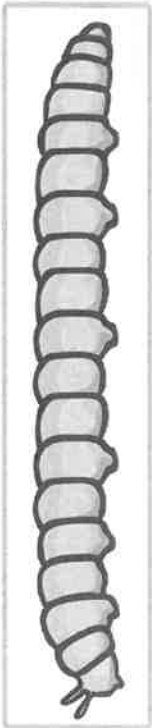



Ordering Caterpillar Lengths

Can you cut out the caterpillars and order them shortest to longest along the line of leaves below?

Shortest



Longest



Name: _____ Date: _____

Title: _____

Plan a narrative including who, when, where, what happened, what was the problem and how was it solved? Draw pictures and then write your story.

Opening




Build Up

Problem

Resolution









Ending

Mothers' Day ideas















bookmark

Flower Shapes (Set 2)



5

Showering You With Love!



Card

Friday



Sight words!

Spelling Words

- | | |
|--------|---------|
| 1. is | 6. that |
| 2. for | 7. with |
| 3. at | 8. all |
| 4. his | 9. we |
| 5. but | 10. can |



Extension

1. are
2. up
3. had
4. my
5. her

Activity Grid

Snake words – write your words again and again in a

spiral to fill up the space with a snake!

RETELL



Mia ate dinner and then washed her plate.

FIRST

NEXT

@theyoungeducator

RETELL




Bob got ready for school by putting on his uniform and eating breakfast.

FIRST

NEXT


@theyoungeducator





Name _____



Ocean Animals

Graph the ocean animals. Answer the questions.



How many of each?










Which ocean animal did you see the most?





I'm grateful For...



┐ = Dark Green

┐ = Light Green

