

Year 1

Work Package 1

Term 2, 2020 - Weeks 1-3



Merriwa Primary School




Merriwa Primary School

Daily Learning Routine Week 1

Year 1 and 2

	Monday	Tuesday	Wednesday	Thursday	Friday
Brain Break - eg. Breathing exercise, stretches, core practice					
9.00 - 9.30	Spelling	Spelling	Spelling	Spelling	Spelling
9.30 - 10.00	Reading	Reading	Reading	Reading	Reading
Snack and Brain Break - eg. Breathing exercise, yoga moves, outdoor stretches, core practice, dance					
10.30 - 11.00	Maths	Maths	Maths	Maths	Maths
11.00 - 11.30	Writing	Writing	Writing	Writing	Writing
Lunch and Brain Break - eg. Breathing exercise, yoga moves, outdoor stretches, core practice, dance					
12.00 - 12.30	History	Science	Health	Art	Music
12.30 - 1.00	Phys Ed	Phys Ed	Phys Ed	Phys Ed	Phys Ed

Monday



Jj



Spelling and Handwriting

Practice spelling these sight words. Don't forget to write your words sitting on the line and with finger spaces in between.

the

and

a

to

said

in

he

I

of

it

Did I write on the line? y ☐ n ☐

Did I leave finger spaces between words? y ☐ n ☐

Did I write my neatest? y ☐ n ☐

Name: _____

o

My Dog, Spot

My dog Spot has my sock. "Come back here. I want my sock." I said. "Oh no!" My sock is in the pond. "Oh no!" My sock is on top of the rock. Do not drop my sock, Spot. I want my sock back, Spot."

Spot has a _____.

- pot
- rock
- sock

Where is the sock first?

- It is in the pond
- It is on a rock
- It is by the clock.

Which word rhymes with sock?

- pot
- rock



Is Spot a cat or a dog?

Spot is a _____.

Finish the sentence:

I want my _____ back _____.

Numbers 1-100

1	2	3	4	5	6	7	8	9	10
11	12	13	14	15	16	17	18	19	20
21	22	23	24	25	26	27	28	29	30
31	32	33	34	35	36	37	38	39	40
41	42	43	44	45	46	47	48	49	50
51	52	53	54	55	56	57	58	59	60
61	62	63	64	65	66	67	68	69	70
71	72	73	74	75	76	77	78	79	80
81	82	83	84	85	86	87	88	89	90
91	92	93	94	95	96	97	98	99	100

Ordering to 20 Cut and Stick Activity Sheet

1		3	4				7				10
---	--	---	---	--	--	--	---	--	--	--	----

11			14		16		18	19			
----	--	--	----	--	----	--	----	----	--	--	--



Cut out the numbers below. Stick them in the correct order above.

8	20	15	12	9	2	17	13	6	5
---	----	----	----	---	---	----	----	---	---

Name : _____

Date : _____

Recount Writing



On the weekend



First



Next

Finally



The best part was


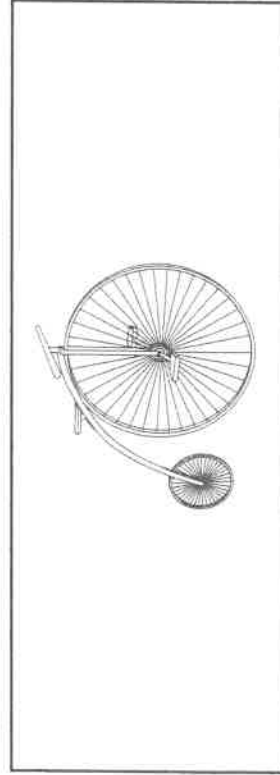
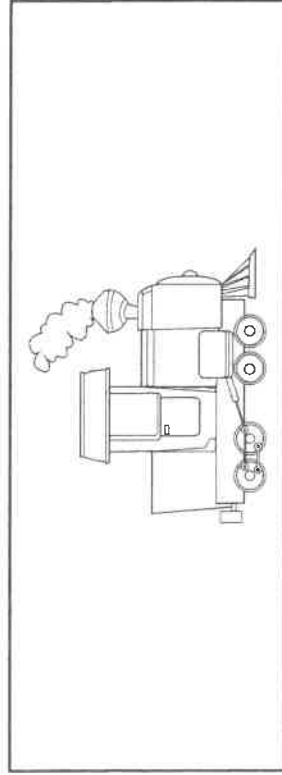

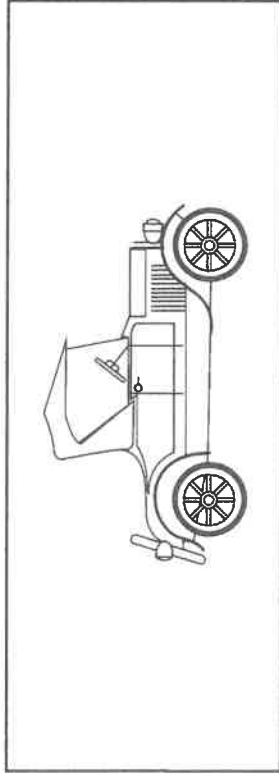
Name _____

Date _____

Transport - Then and Now

Illustrate what each mode of transport from the past looks like now.

Then



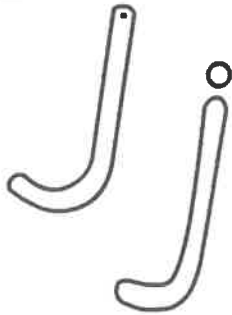
Now

Tuesday

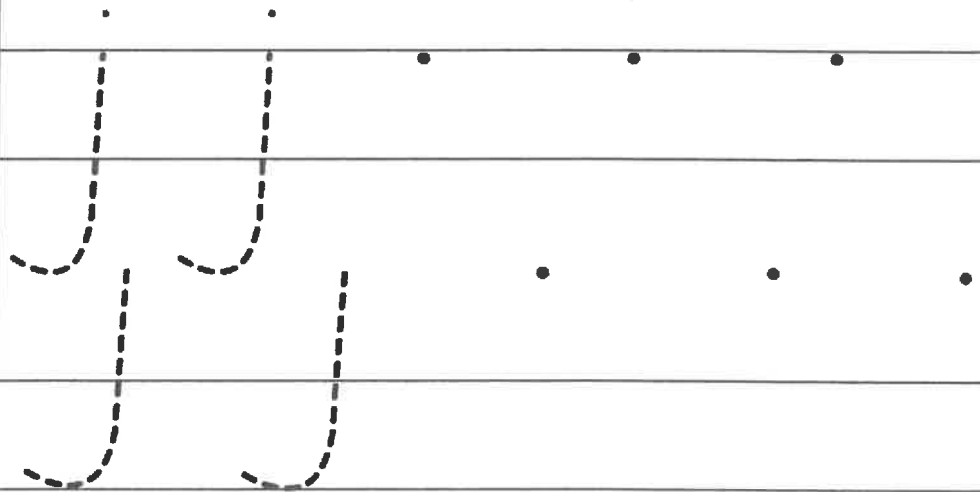


Name: _____

Date: _____



jar



jam



jet



jog



jug



jelly



jacket

jeans



junk

jump jump _____ us us _____

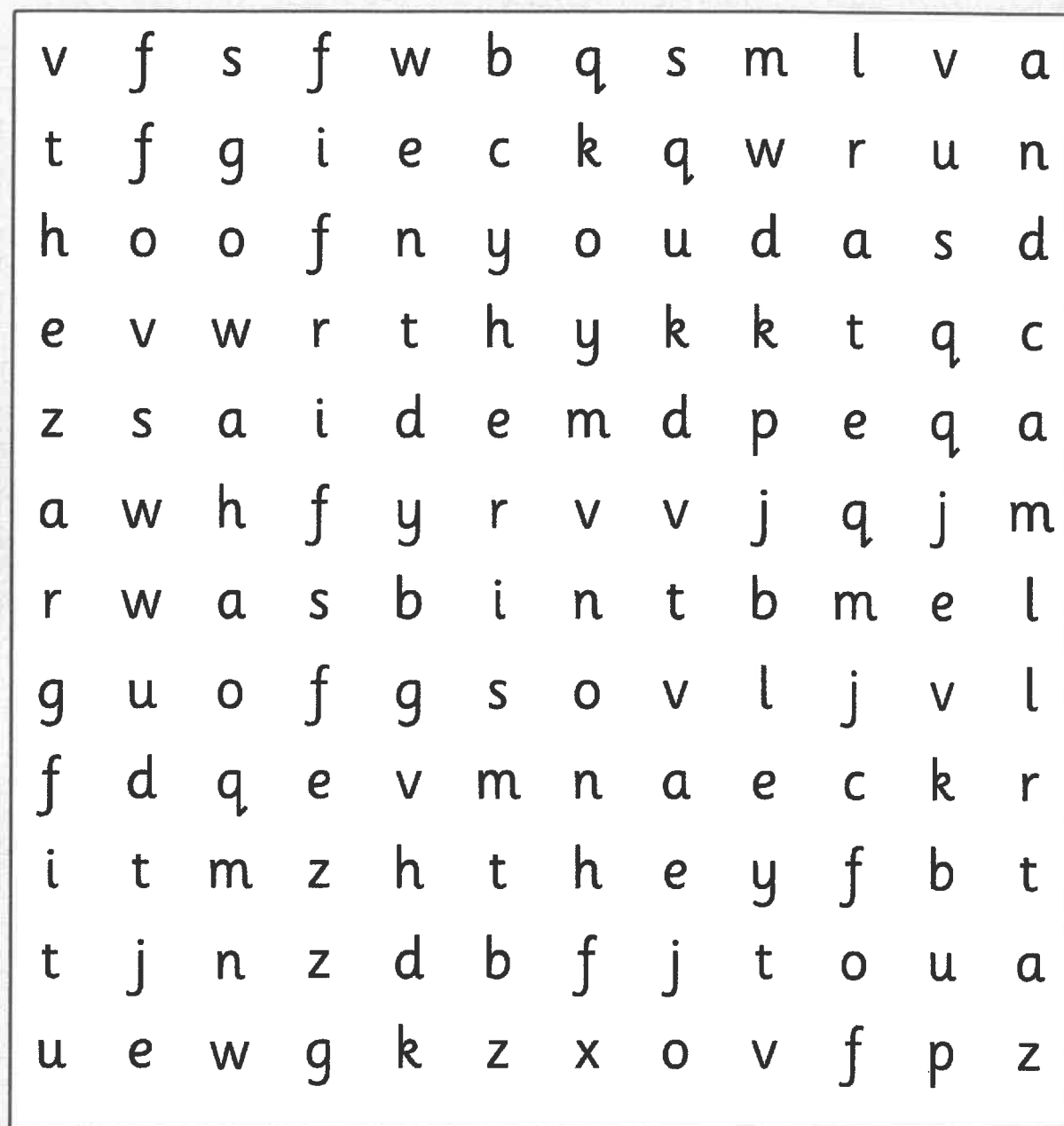
with with _____ in in _____

Jump in the pool.



Jump

High Frequency Words Wordsearch



the
and
was
on
of
it


said
in
to
he
they
you

Name: _____


Reading Comprehension

Directions: Read the text 3 times for fluency and color the stars.

I like summer the best. I can go
look for bugs. I can play at the park.
I can swim at the pool.



1. Put the events in order: Write 1, 2, or 3 in the box.



2. Write 3 things I can do in the summer? 3. What season do I like best?

1. _____

a. summer

2. _____

b. fall

3. _____

c. winter

Name: _____

Number of the Day:

Number Word:

Draw it!

Tens Frame

More and Less

+ 1 =

- 1 =

--	--	--	--	--

1 Tom's Broken Leg

my brother tom broke his
leg playing soccer He haz
a red crutch to help hiim
walk.



Find 2 spelling mistakes.
Add 2 capital letters and 1 full stop.

 teachstarter

2 Windy Day

it was a really windy day
on Sonday. kate and ben
tok their kite to the park
to fly it



Find 2 spelling mistakes.
Add 3 capital letters and 1 full stop.


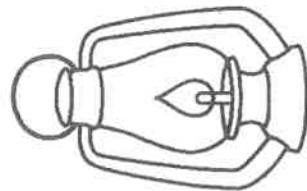
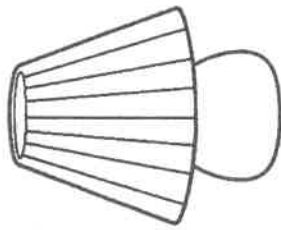
 teachstarter

Name: _____


Light Sources

I can identify sources of light.

Circle the light sources.



Draw your own light source.



Wednesday

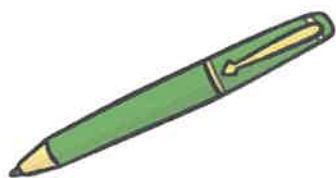


CVC Words

Look

Trace

Write



pen



dog



cat



bed





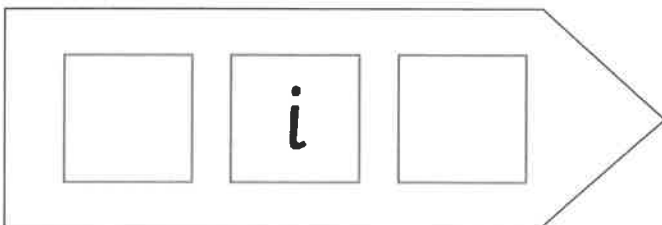
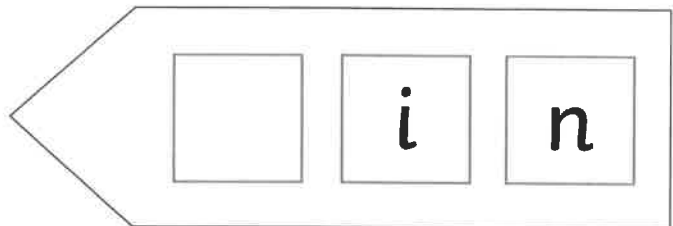

jam



tap

Phase 2 CVC word Building

Cut out the letters from the burglar's bag and put them back where they belong.



Have someone time you 'reading' the pictures. Try to improve on your time!

FLUENCY ZAP



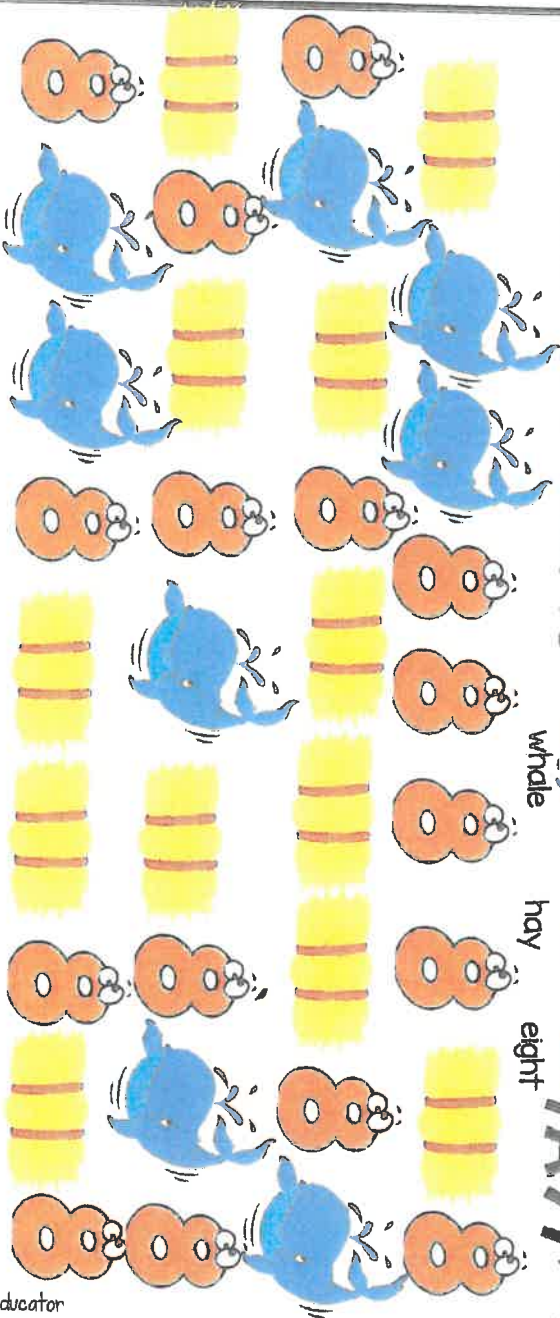
whale



hay



eight





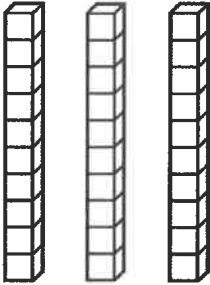

Record your time: ①

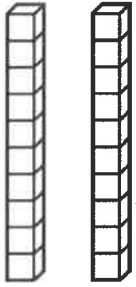
②


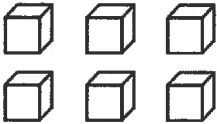
③

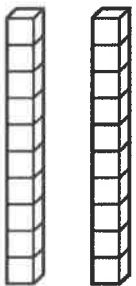

How Many Tens and Ones?

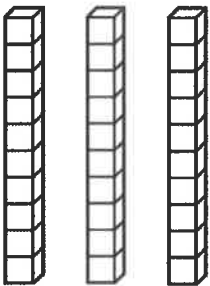
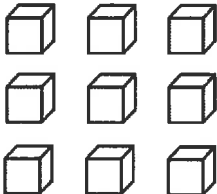
	
tens	ones

	
tens	ones

	
tens	ones

	
tens	ones

	
tens	ones

	
tens	ones

WRITING PROMPTS

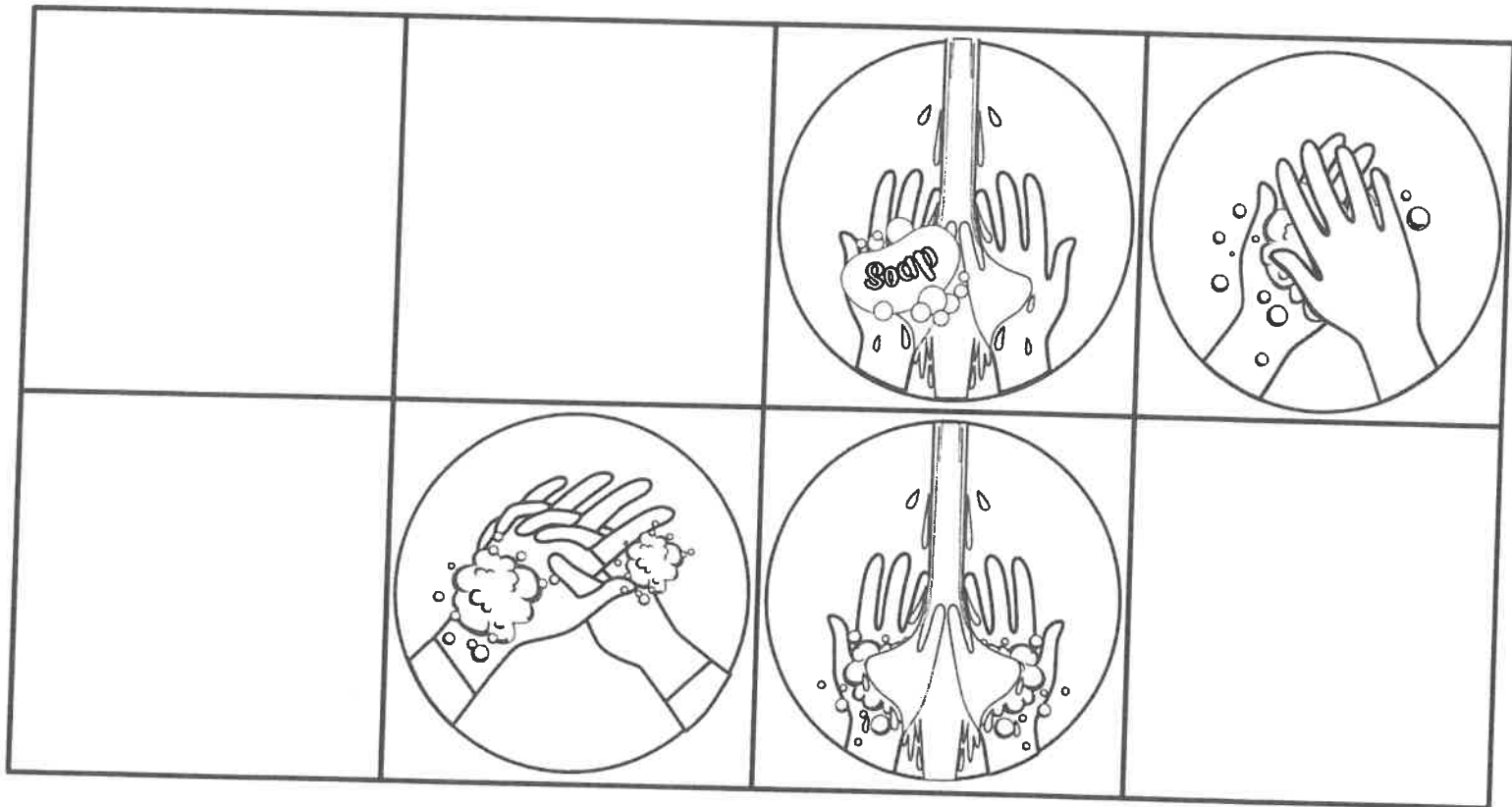
What was your favourite thing to learn this week and Why?	Do you enjoy going to the beach? Why or why not?	What would you like to be when you grow up? Describe what you would do?	The best present I ever got was...	What do you think makes a good friend and why?
What are you grateful for and how does it make you feel?	What is your favourite outdoor activity? Why?	If I had a special power it would be	The king came face to face with the fire breathing dragon...	My favourite memory is...
A time I felt frightened was ...	Invent a monster and describe it. Describe where it lives (habitat) and its look like (features)	Help your family make your lunch. Write the steps to make it.	Write the instructions for how to build a paper aeroplane.	You found a magic bottle in the sand at Quinns Beach and are granted one wish. What is it and why?



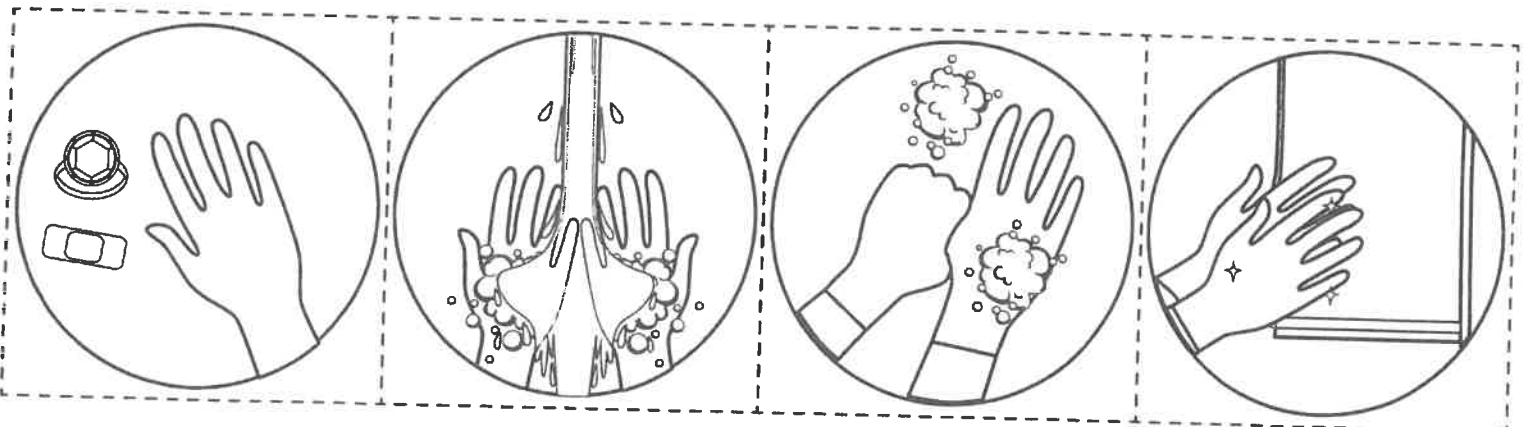
Hand Washing Procedure

Name: _____

Colour, cut and glue the image in the box.



Teach **THIS**

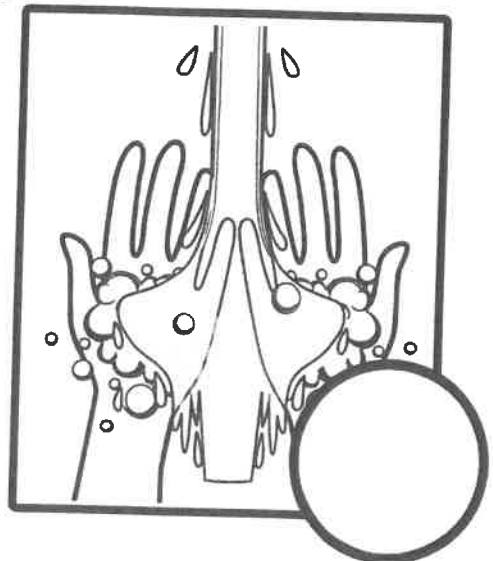
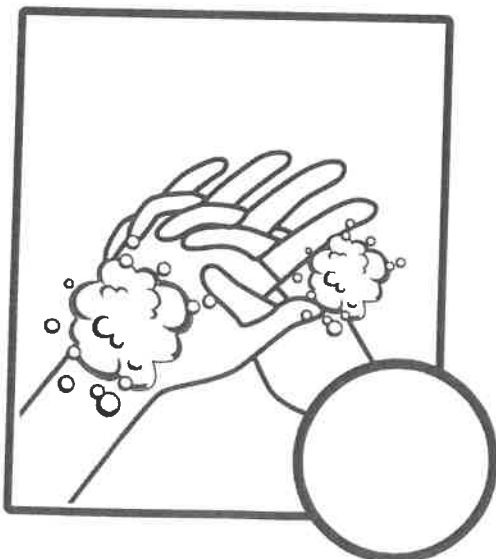
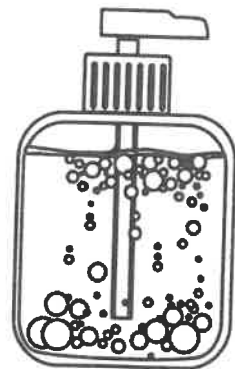


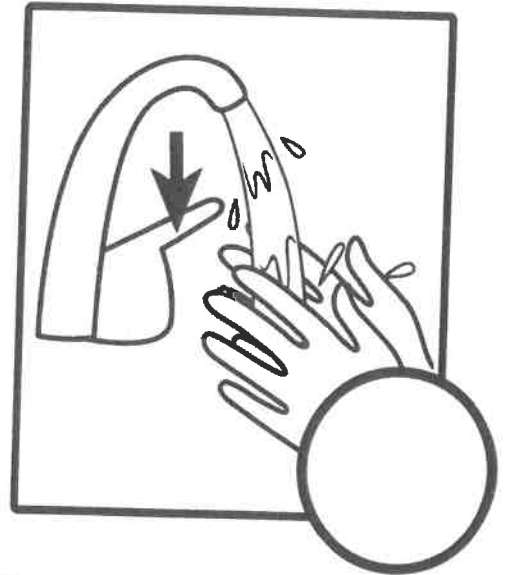



How to wash your Hands

Number each picture in the correct order.

Name: _____

Teach **TE/S**



Thursday



Spelling and Handwriting

Practice spelling these sight words. Don't forget to write your words sitting on the line and with finger spaces in between.

the

the the the the the

and

a

to

said

in

he

I

of

it

Did I write on the line?

y ☐

n ☐

Did I leave finger spaces between words?

y ☐

n ☐


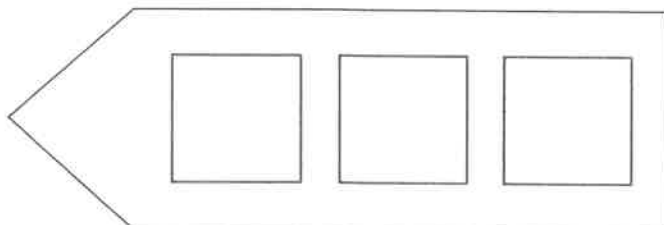
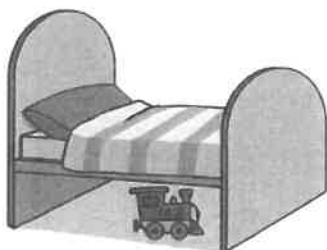

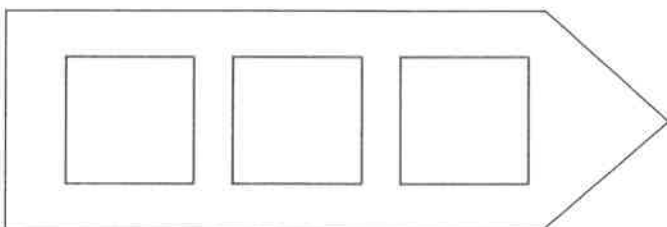
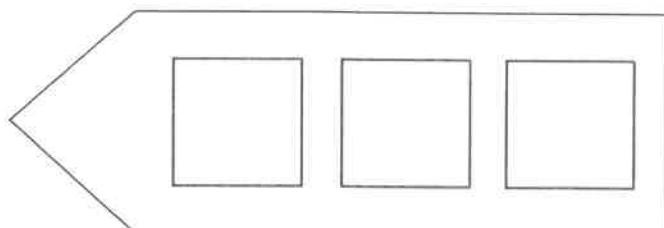

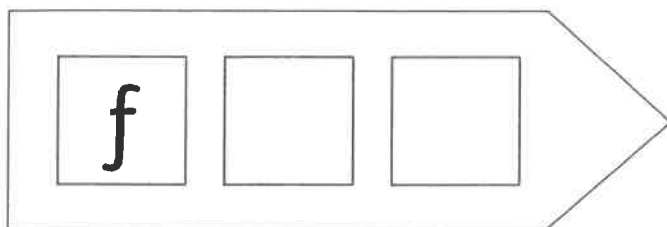
Did I write my neatest?

y ☐

n ☐

Phase 2 CVC word Building

Cut out the letters from the burglar's bag and put them back where they belong.



①

MAKE MENTAL PICTURES



George was playing in the bath and the bubbles were up to his neck. He picked up the rubber duck and dunked it under the water. "Quack!" he yelled.

Draw a picture of what you imagine in your head.

@theyoungeducator

②

MAKE MENTAL PICTURES



Ben was riding his bike through the path, between the trees. The wind was blowing through his hair and he felt as happy as the sun.

Draw a picture of what you imagine in your head.

@theyoungeducator

③

MAKE MENTAL PICTURES



The sun was shining high in the sky and Sally held onto her ice-block tightly. Something wet hit her hand and was dripping down her arm.

Draw a picture of what you imagine in your head.




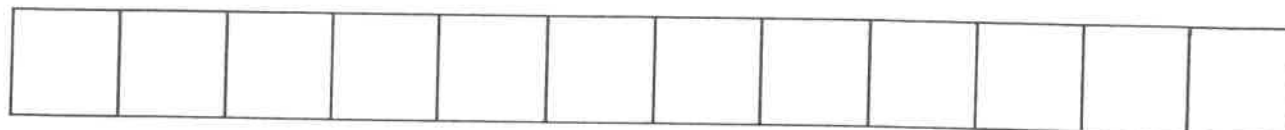
@theyoungeducator

Name _____

Date _____

Length - Informal Units


- ① Use the squares to measure the length of the objects.



Item	Length
pencil	_____ squares
pop stick	_____ squares
spoon	_____ squares

- ② Circle the longest item in green and the shortest item in red.

- ③ Put a 1 in the box next to the object that is the shortest. Then write a 2 beside the next shortest object. Keep going until all the objects are numbered.



Who? _____

Where? _____


What was the problem? _____

How was it solved? _____

End: _____

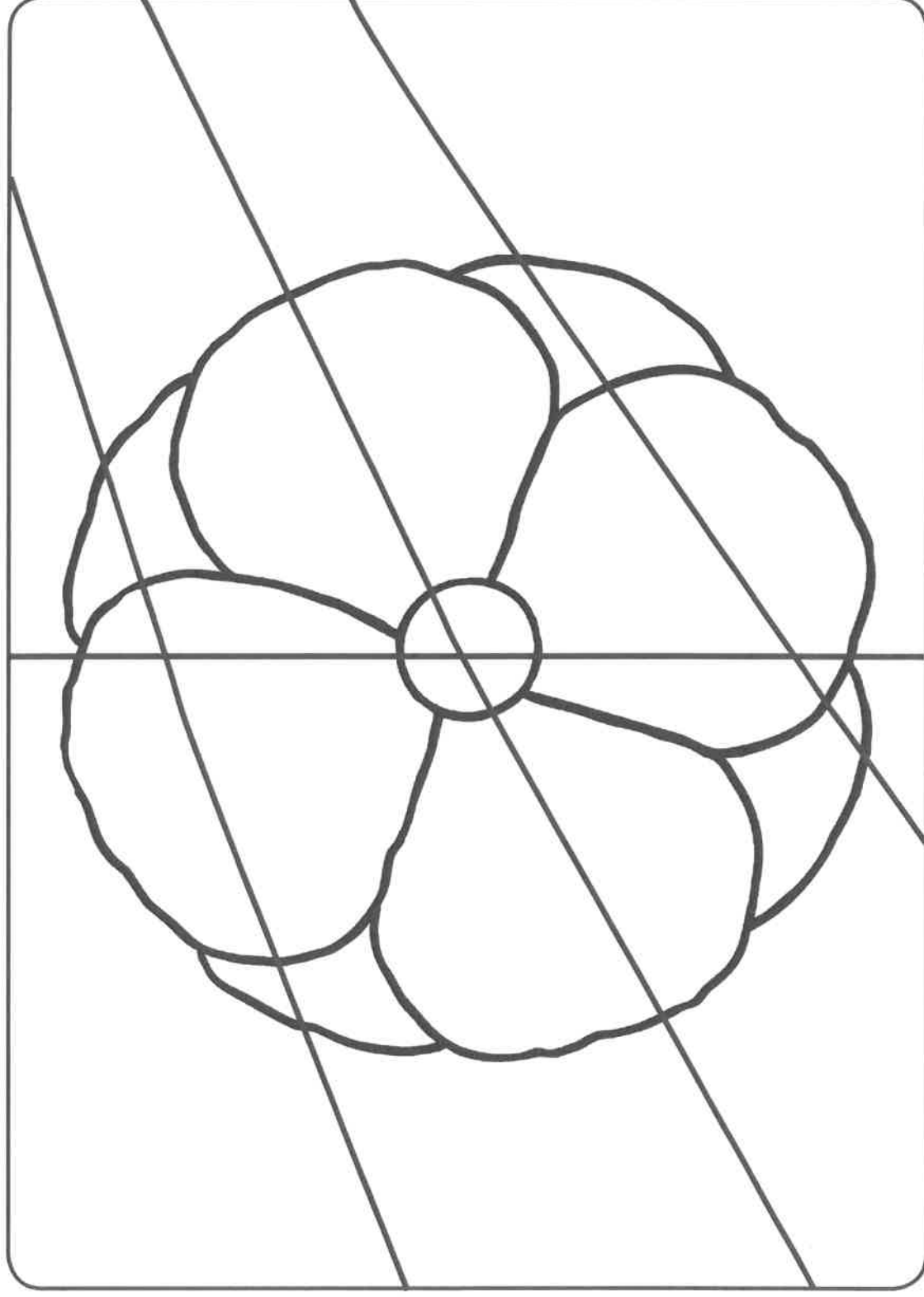
Anzac Day Poppy Art

Colour each section of the poppy a different colour.



Anzac Day Poppy Art

Colour each section of the poppy a different colour.



Friday



Name: _____

Date: _____

Colour in the box containing the letter that the picture starts with.



a

b

c



c

k

t



d

p

w



n

r

m



s

t

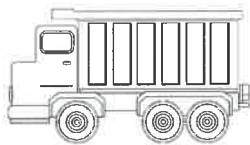
a



k

c

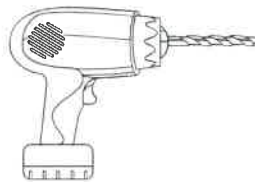
q



t

u

v



g

d


b



w

o


p



p

l

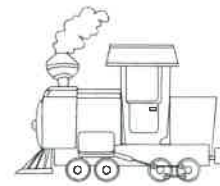
f



r

w


a



i

t

b



b

y

n



i

g

p



b

h

w

Sight words!

Activity Grid

Rainbow words – Write your spelling words over and over using different colours. Fill the space below!

Spelling Words

- | | |
|---------|--------|
| 1. the | 6. in |
| 2. and | 7. he |
| 3. a | 8. I |
| 4. to | 9. of |
| 5. said | 10. it |


Extension

1. was
2. you
3. they
4. on
5. she




I Can Read! Phase 2 Set 1


map




sat




pat




tap



sap



Read the words and match the picture to the word.




Name _____



Picture Graphs

Answer the questions about the picture graph.



1. Write how many kids like each sport.

 _____  _____  _____  _____

2. Which sport does our class like the most? _____

3. Which sport does our class like the least? _____

I am
growing
gratitude

Family

Clothing

Home

School

Food & drink

Nature

Name:

Play

Music



twinkl

visit [twinkl.com.au](https://www.twinkl.com.au)

Music

Suggested activities for Year 1 & 2

Listen to a variety of songs

1. Dance to music.
2. Clap to the beat of the music.
3. Clap to the rhythm of the music. Rhythm is like clapping to the words of the song.
4. Can you march to the music? Find a song you can march to the music.
5. Tell your parents/ carers which song was your favourite and why.
6. Dance to the Macarena.

Colour in the turtle worksheet.

Instruments.

Make an instrument at home.

You can use pots and pans to make drums.

Fill a jar with rice to make a shaker. Put other things into jars to change the sounds.

Explore if these create loud (forte) or soft (piano) sounds.

Can you play the instruments fast (presto) or slow (largo)?

Year 2

If you have a recorder at home, please play Hot Cross

Buns from your recorder booklet. Those without a

recorder can use a pencil or ruler, resting it on their chin. They can still work on developing their fingers playing the notes.