




Merriwa Primary School

Daily Learning Routine Week 2

Year 1 and 2

	Monday	Tuesday	Wednesday	Thursday	Friday
<i>Brain Break - eg. Breathing exercise, stretches, core practice</i>					
9.00 - 9.30	Spelling	Spelling	Spelling	Spelling	Spelling
9.30 - 10.00	Reading	Reading	Reading	Reading	Reading
<i>Snack and Brain Break - eg. Breathing exercise, yoga moves, outdoor stretches, core practice, dance</i>					
10.30 - 11.00	Maths	Maths	Maths	Maths	Maths
11.00 - 11.30	Writing	Writing	Writing	Writing	Writing
<i>Lunch and Brain Break - eg. Breathing exercise, yoga moves, outdoor stretches, core practice, dance</i>					
12.00 - 12.30	History	Science	Health	Art	Music
12.30 - 1.00	Phys Ed	Phys Ed	Phys Ed	Phys Ed	Phys Ed

Monday



Vv



Spelling and Handwriting

Practice spelling these sight words. Don't forget to write your words sitting on the line and with finger spaces in between.

was

you

they

on

she

is

for

at

his

but

Did I write on the line?

y ☐

n ☐

Did I leave finger spaces between words?

y ☐

n ☐

Did I write my neatest?

y ☐

n ☐

Name: _____

i

Will the Pig Win?

The pink pig is big and he wears a red wig on its head. The pig can do a jig. The pig will run in a race today. Do you think the pig win the race? Look, look! The pig can skip. Skip, skip, skip. He skipped past all the other pigs. Yip this pig in the red wig did win. Well done, Pig.

The pig is _____.

- small
- big
- tall

The wig is _____.

- red
- blue
- pink

The pig can do a

- wig
- jig
- big

What does jig mean?

- run
- dance
- play



Circle the short /i/ words. Find them in the story too.

pig can skip win run will

Little Red Riding Hood



Once upon a time, there was a girl called Little Red Riding Hood. She lived with her mother in a village near a forest. One day, Little Red Riding Hood went to visit her grandmother. She took a basket of food with her. Her mother warned her before she left, "Remember not to talk to any strangers."

On her way, Little Red Riding Hood met a wolf. "Hello," said the wolf. "Where are you going?"

"I'm going to visit my grandmother who lives in the forest," explained Little Red Riding Hood. She continued on her way.

The wolf ran to her grandmother's house. He went inside and locked Granny in the wardrobe! He put on her nightgown and got into her bed.



A little later, Little Red Riding Hood arrived at Granny's house. She knocked on the door, then went inside. Little Red Riding Hood went over to her grandmother's bed.

"Oh Granny, what big ears you have," she said.

"All the better to hear you with," answered the wolf.

"Oh Granny, what big eyes you have," said Little Red Riding Hood.

"All the better to see you with," replied the wolf.

"Oh Granny, what big teeth you have," gasped Little Red Riding Hood.

"All the better to eat you with!" replied the wolf.

"Help!" shouted Little Red Riding Hood, as she realised that it was in fact a wolf in her grandmother's bed. She ran out of the house.



A woodcutter was nearby. He heard Little Red Riding Hood scream and ran to the house. The woodcutter hit the wolf over the head and let Granny out of the wardrobe. The wolf ran away and Little Red Riding Hood never saw him again.



Questions about Little Red Riding Hood

Answer the questions below in full sentences.

1. Name all four characters in the story.

2. Where was Little Red Riding Hood trying to go? What did she take with her?

3. What stopped Little Red Riding Hood on her way?

4. How do you think Granny felt when the wolf arrived at her house? Why?

5. How did the wolf try to make himself look like Granny?

6. Why did the wolf dress up as Granny?

7. What did Little Red Riding Hood notice was different about Granny in bed?

8. Describe the wolf using three adjectives.

9. How did the woodcutter know to come to the house?

10. What do you think was the moral (message) of the story?

Name _____

Date _____

Number Sequences and Skip Counting (B)

① Fill in the missing gaps in the hundreds chart.

1	2	3	4	5	6	7	8	9	10
11	12	13	14	15	16	17	18	19	20
21	22	23	24	25	26		28		30
31	32		34	35	36	37	38	39	40
	42	43	44	45	46	47	48	49	
51	52	53		55		57		59	60
61	62	63	64	65	66	67	68	69	70
71	72			75	76	77	78	79	80
81	82	83	84	85	86		88	89	90
	92	93	94	95		97	98	99	100

② What comes after the numbers below?

45	
----	--

27	
----	--

21	
----	--

86	
----	--

11	
----	--

89	
----	--

③ Finish off this counting pattern.

21, 22, 23, 24, 25,

--

--

--

--

--

30, 35, 40, 45, 50,

--

--

--

--

--

23, 25, 27, 29, 31,

--

--

--

--

--

12, 14, 16, 18, 20,

--

--

--

--

--



Name : _____

Date : _____

Recount Writing



On the weekend



First



Next

Finally



The best part was

Name _____

Date _____

Transport - Then and Now

Choose three modes of transport.

Illustrate what each mode of transport looked like in the past, and what it looks like now.

Then



Now





Tuesday



Name: _____

Date: _____

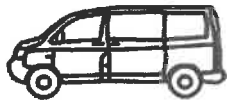
V v




vacuum

V V

V V



van



vest



vase



wave

7

seven



hide



river

this this _____ are are _____


these these _____ new new _____

These are new shoes.



These _____

High Frequency Words Wordsearch



she
is
are
for
his
at

but
that
we
can
with
all

Name: _____

sh

Fish Dish

Dad and Shaun went to the shops. "Mmm! Fresh fish!" said dad. They got the fish and went home. "I will make a fish dish." said mom. She made some mash too! Shaun washed his hands and mom shared the food. "This looks yum." said Shaun.

What did dad and Shaun buy?

- They bought shoes.
- They bought a brush.
- They bought fish.

Mom made

- fish and beans.
- fish and mash.
- fish and salad.

They all went to the _____.

- beach
- farm
- shops

Did Shaun like the fish dish?

- Yes
- No

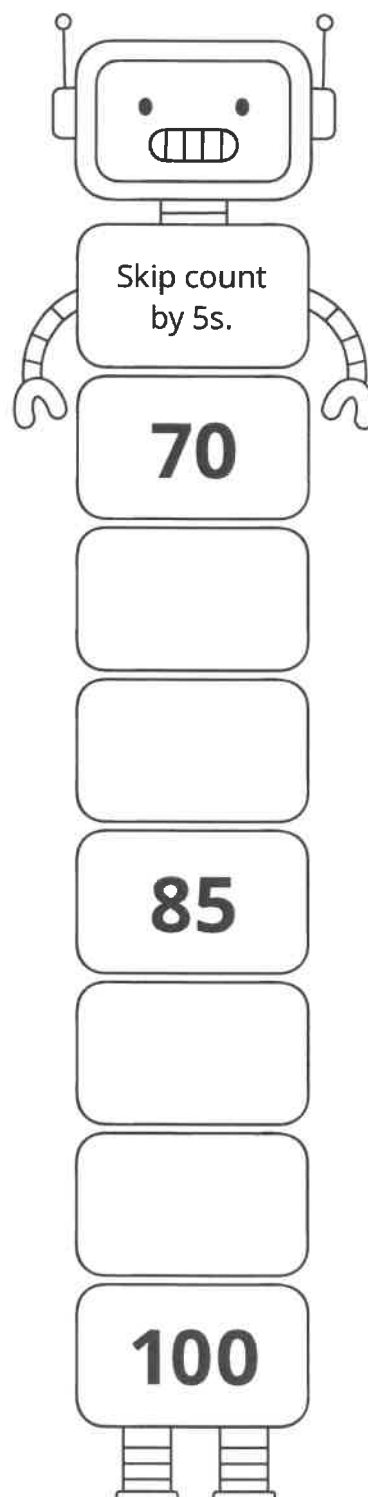
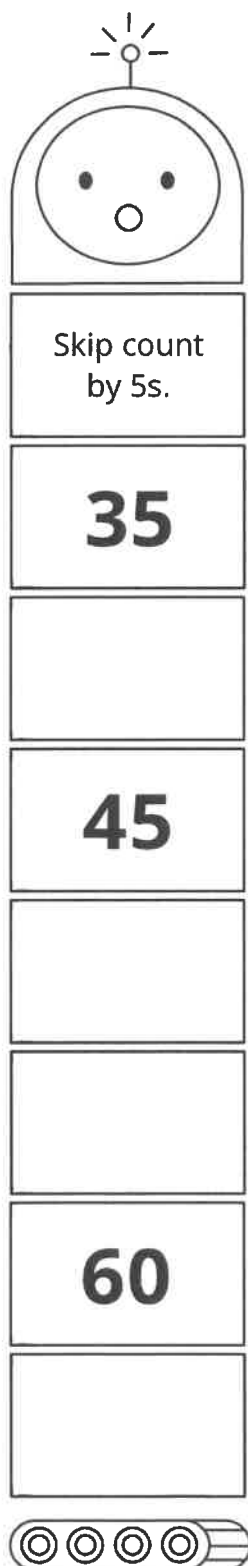
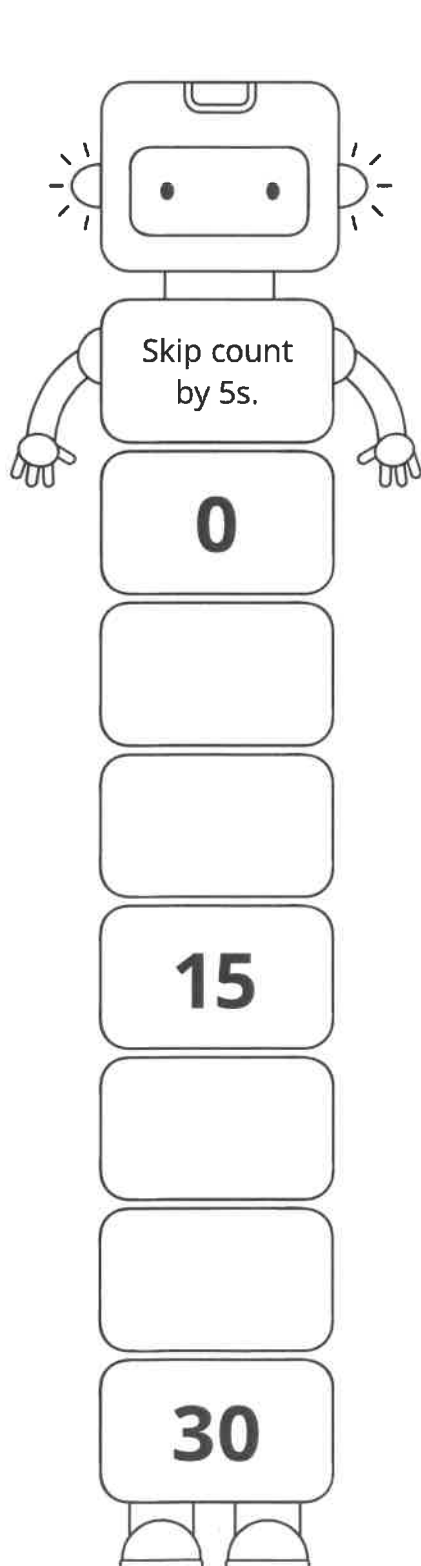
Find three words that start with 'sh' and write them here:

Name _____

Date _____

Skip Counting Robots - by 5s

Fill in the missing numbers to complete the skip counting robots below.



Name: _____

NUMBER of the DAY

___ Tens ___ Ones

___ + ___ = ___


T	O

One less:

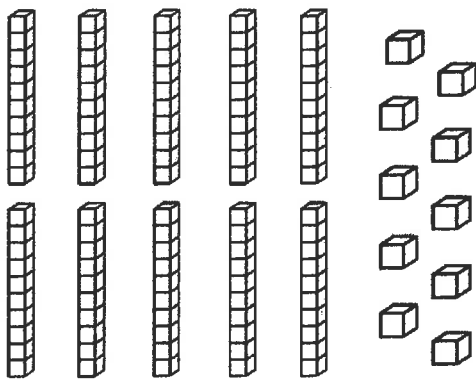
My
number is:

One more:

Record on a number line:



What my number looks like
using base 10 materials:



ODD

or

EVEN

Record a number pattern starting at your number:

My number in words:

3 A Rainy Day

the sky started to tern
grey. Rain started to fall
on my head. i poot up my
favourite umbrella

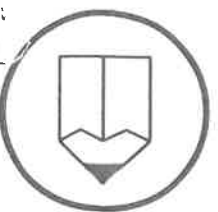


Find 2 spelling mistakes.
Add 2 capital letters and 1 full stop.

 teachstarter

4 Show and Tell

for show and tell tooday
Bill bought his cat. his
name is called Snowflake.
Snowflake likes big huggs



Find 2 spelling mistakes.
Add 2 capital letters and 1 full stop.

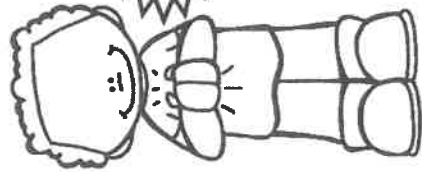
 teachstarter

Name: _____

Sound Sources

I can identify ways to make sound with my body.

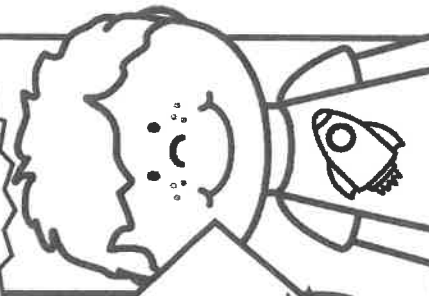
I can make sound with my hands.




CLAP!



CLICK!



I can make sound with my feet.



STAMPI!

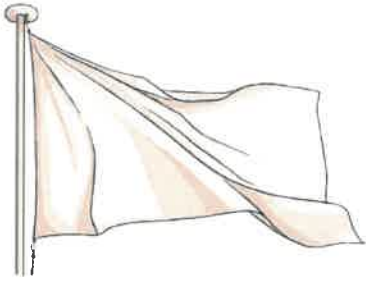
Draw yourself making sound.

Wednesday



Spelling Maze!

Draw lines between the right letters to spell out the word! Write your word on the lines at the end!



j


l

g

f

a

r



a

r

x

s

s

g



s

i

p

f

k

g



a

u

e

m

l

p



n

s

b

f

e

t

twinkl

visit [twinkl.com](https://www.twinkl.com)

twinkl
Quality Standard
Approved

CVCC Words

Look

Trace

Write



bank




nest



lamp



milk



pond



hand

FLUENCY ZAP /E/



Eddie the elephant wanted seven, red eggs. He couldn't get the idea out of his head. He asked for help to the friend next door, "Will you get the red eggs on the way to the store?" "Yes," said Emily and off she went to the end of the road. She asked, "Do you have any red, eggs? I am after seven." "Yes," said the shop keeper and pointed to eleven. She got the biggest eggs, even though the bag was very heavy. Her best friend was thankful, "Thank you for the present," said Eddie.

Record your time: ①

②

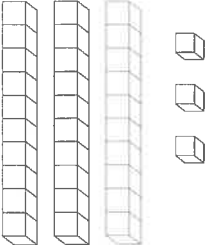
③

Name _____

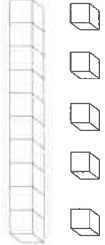
Date _____

Partitioning Numbers to 100 (A)

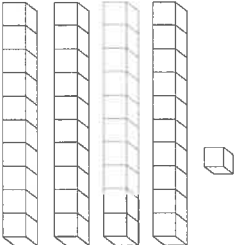
- ① Use the MAB images to help you complete how many tens and ones there are and record the number in the box.



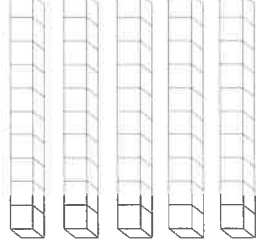
_____ tens _____ ones



_____ tens _____ ones


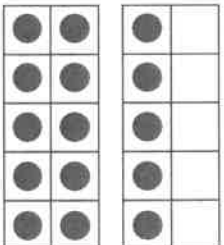

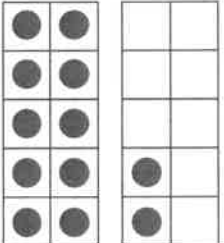




_____ tens _____ ones




_____ tens _____ ones

- ② Use the tens frames to help you count the black dots. Write the number of dots in the box beside each group.



WRITING PROMPTS

What was your favourite thing to learn this week and Why?	Do you enjoy going to the beach? Why or why not?	What would you like to be when you grow up? Describe what you would do?	The best present I ever got was...	What do you think makes a good friend and why?
What are you grateful for and how does it make you feel?	What is your favourite outdoor activity? Why?	If I had a special power it would be	The king came face to face with the fire breathing dragon...	My favourite memory is...
A time I felt frightened was ...	Invent a monster and describe it. Describe where it lives (habitat) and its look like (features)	Help your family make your lunch. Write the steps to make it.	Write the instructions for how to build a paper aeroplane.	You found a magic bottle in the sand at Quinns Beach and are granted one wish. What is it and why?



foot
tap



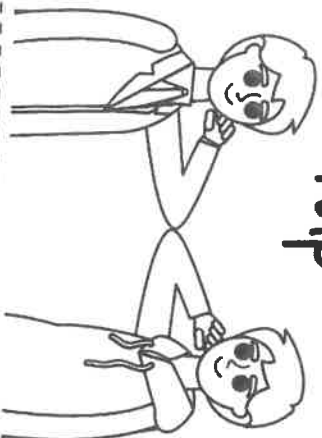
kisses



waving




hugs



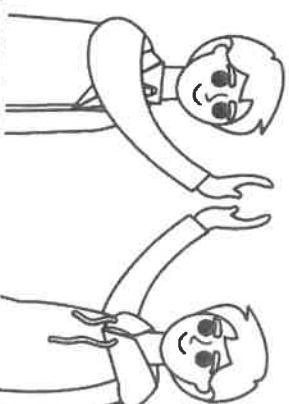
elbow
tap



hand shakes



talk



high fives

Close Contact vs. Social Distance Greetings

Sort each picture in the correct section.

Name: _____

Teach 

Close Contact Greetings

Social Distance Greetings

Thursday



Spelling and Handwriting

Practice spelling these sight words. Don't forget to write your words sitting on the line and with finger spaces in between.

was

was

was

was

was

was

you

they

on

she

is

for

at

his

but

Did I write on the line?

y ☐

n ☐

Did I leave finger spaces between words?

y ☐

n ☐

Did I write my neatest?

y ☐

n ☐

Spelling Maze!

Draw lines between the right letters to spell out the word! Write your word on the lines at the end!



l


o

m

t

a

p



t

a

p

r

i

n



m


i

k

s

l

g



p

u

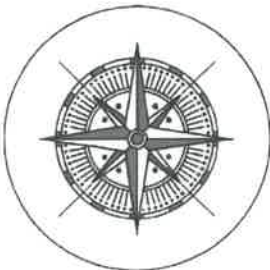
d

m

o

n

W



w

e

o

s

t

u

The Zoo Vet

On Monday, George the giraffe visited the vet. He had a sore throat. The vet gave George some medicine and a scarf to wrap around his neck.

Thanks to the vet, the patient soon began to feel much better.




On Tuesday, Fatima the flamingo visited the vet. She had a broken wing. The vet bandaged Fatima's wing and put it into a sling.

Thanks to the vet, the patient soon began to feel much better.


On Wednesday, Cam the chameleon visited the vet. He had a temperature. The vet put a cool flannel on Cam's head and gave him plenty of water to drink.

Thanks to the vet, the patient soon began to feel much better.



On Thursday, Eric the elephant visited the vet. He had a cold. The vet gave Eric a big hankie and a hot-water bottle.

Thanks to the vet, the patient soon began to feel much better.



On Friday, Tori the tiger visited the vet. She had a thorn stuck in her paw. The vet pulled the thorn out of Tori's paw and wrapped it in a bandage.

Thanks to the vet, the patient soon began to feel much better.

Oh no! On Saturday, it was the vet who was feeling poorly!

On Sunday, he put some cream on his spots and got plenty of rest...



...and soon began to feel much better!



Questions

1. What job does the main character have in the story? Tick **one**.
 - ☐ He is a teacher.
 - ☐ He is a taxi driver.
 - ☐ He is a vet.

2. Which animals appear in the story? Tick **two**.
 - ☐ an elephant
 - ☐ a giraffe
 - ☐ a polar bear

3. What does the zoo vet do to help Fatima the flamingo? Tick **one**.
 - ☐ He gives her some medicine.
 - ☐ He builds her a new home.
 - ☐ He puts her wing in a sling.

4. What did the vet give to Cam the chameleon? Tick **one**.
 - ☐ plenty of milk
 - ☐ plenty of juice
 - ☐ plenty of water

5. What happens on Saturday and Sunday in the story? Tick **one**.
 - ☐ The zoo vet has a party.
 - ☐ The zoo vet is poorly.
 - ☐ The zoo vet goes to the cinema.




Ordering Caterpillar Lengths

Can you cut out the caterpillars and order them shortest to longest along the line of leaves below?

Shortest



Longest



Name: _____ Date: _____

Title: _____

Plan a narrative including who, when, where, what happened, what was the problem and how was it solved? Draw pictures and then write your story.

Opening



Build Up

Problem













Resolution

Ending

Mothers' Day ideas



Card



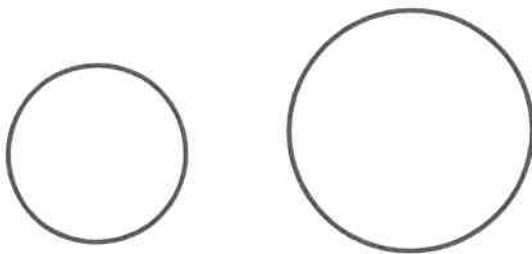
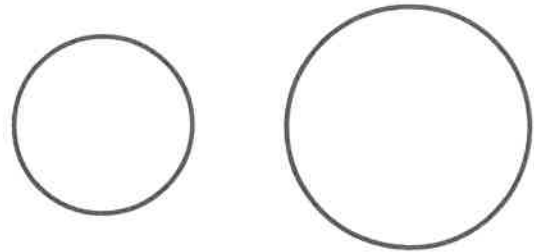




J

Showering You With Love!

Bookmark

Flower Shapes (Set 2)



Friday




Sight words!

Spelling Words

- | | |
|---------|------------|
| 1. went | 6. not |
| 2. be | 7. then |
| 3. like | 8. were |
| 4. some | 9. go |
| 5. so | 10. little |

Extension

1. when
2. it's
3. see
4. looked
5. very



Activity Grid

Snake words – write your words again and again in a spiral to fill up the space with a snake!

Name: _____

ck

Jack's Party

Tick tock went the clock. Knock, knock went the door. "Rick and Mick are here." said Jack. "It is time for my party at the farm." They all climbed in the truck and went to the Lucky Farm. "Look at the duck!" said Rick. "Quack, quack!" went the duck. First they saw the ducks, then they saw a black horse. Next they saw a flock of sheep and last they saw a baby chick. "We love Lucky Farm." they said.

What is the name of the farm?

The farm is called:

Which word has two syllables?

- Rick
- duck
- party

What was the second animal they saw at the farm?

- Horse
- Sheep
- Duck

What animal did they see last at the farm?

- Sheep
- Chick
- Pig


Find 6 words that end in 'ck' and write them below





Name _____



Ocean Animals

Graph the ocean animals. Answer the questions.



How many of each?



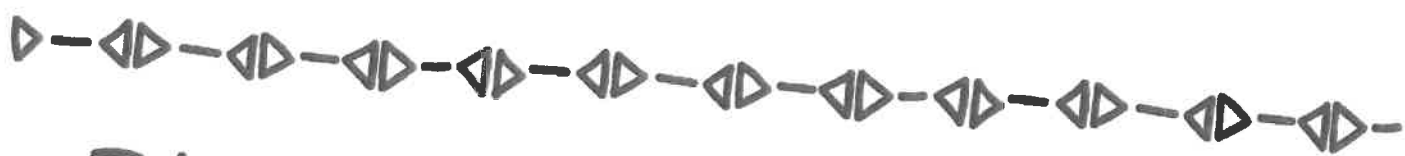







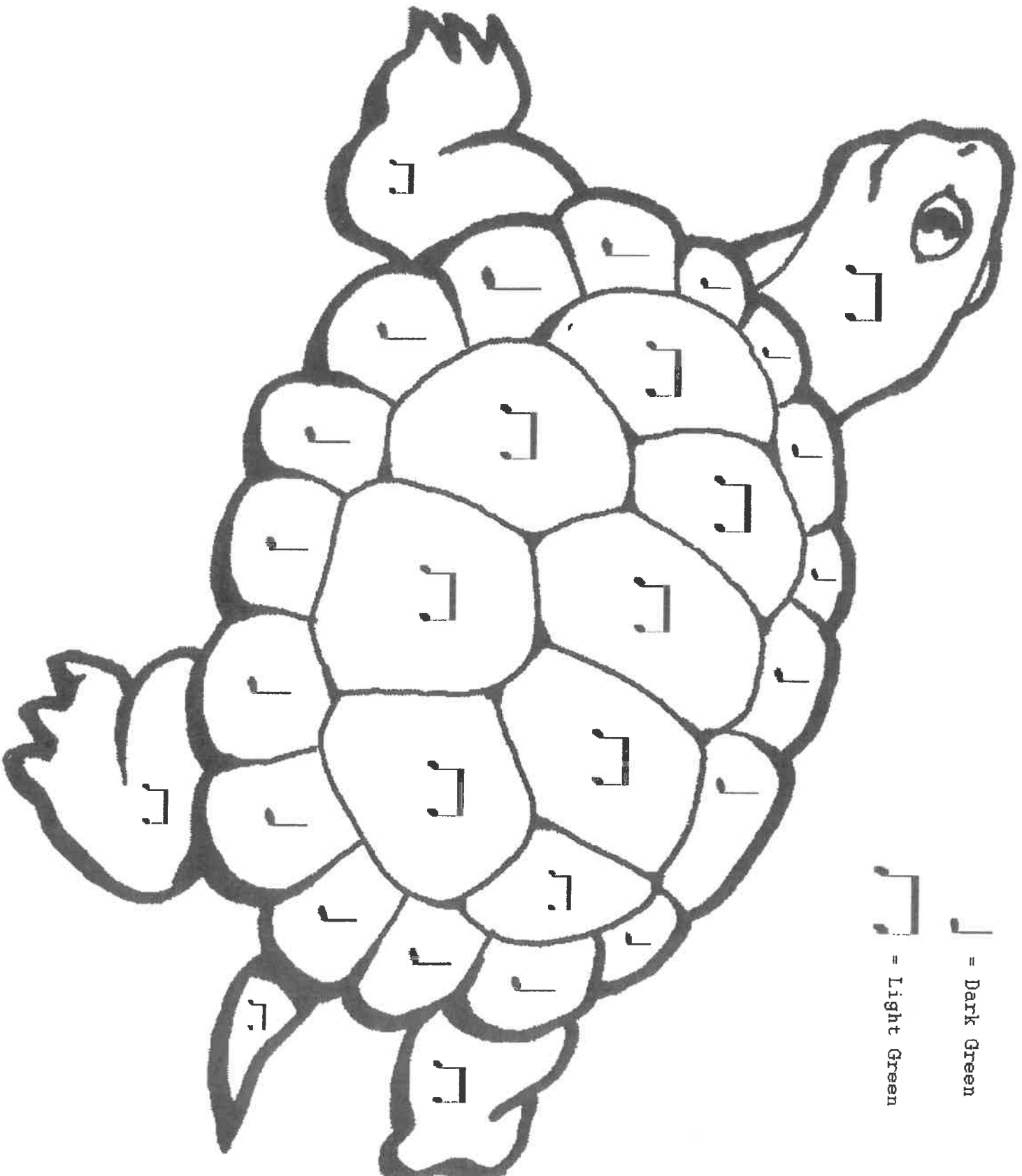
Which ocean animal did you see the most?





I'm grateful For...





┌ = Dark Green
└ = Light Green